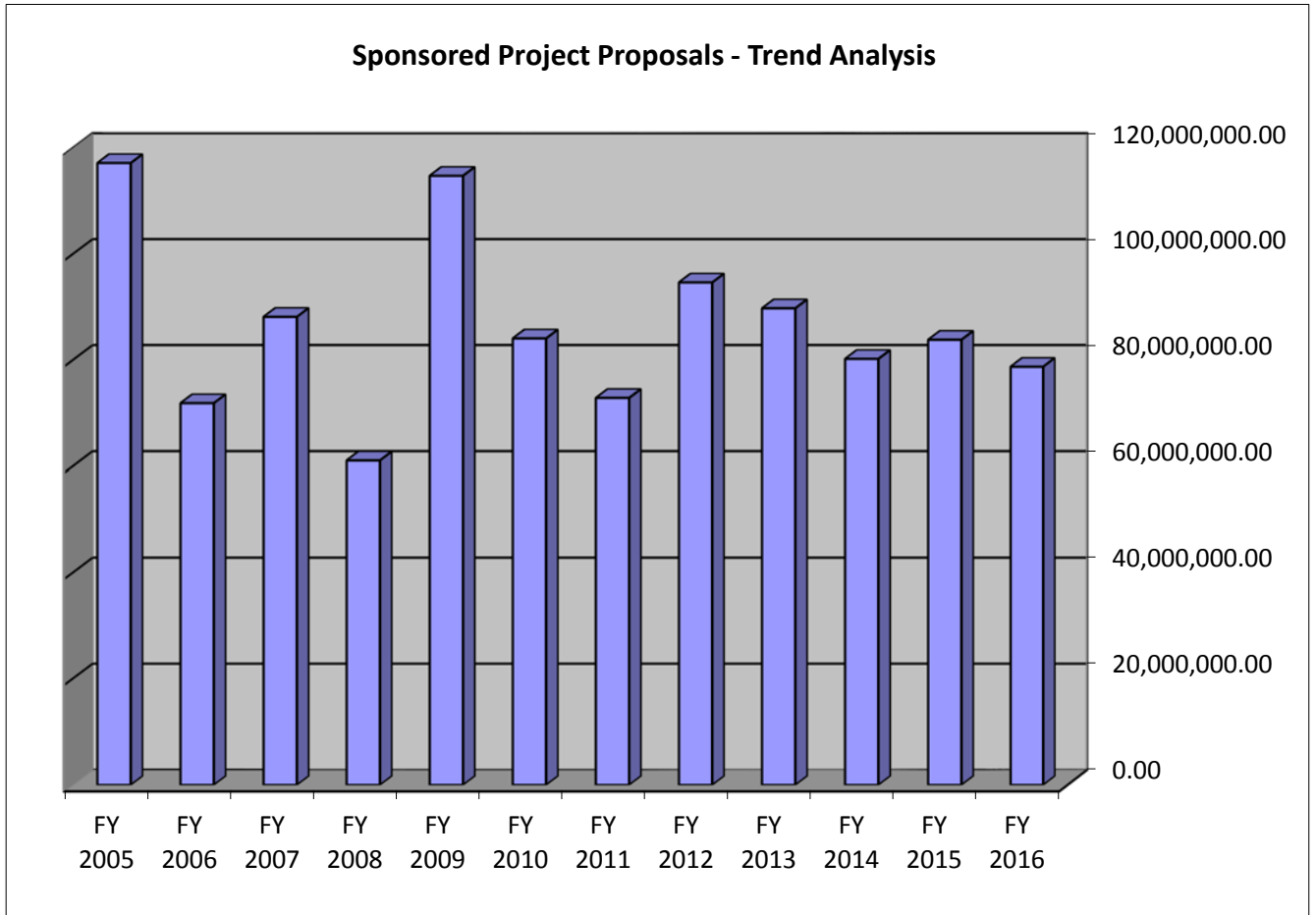


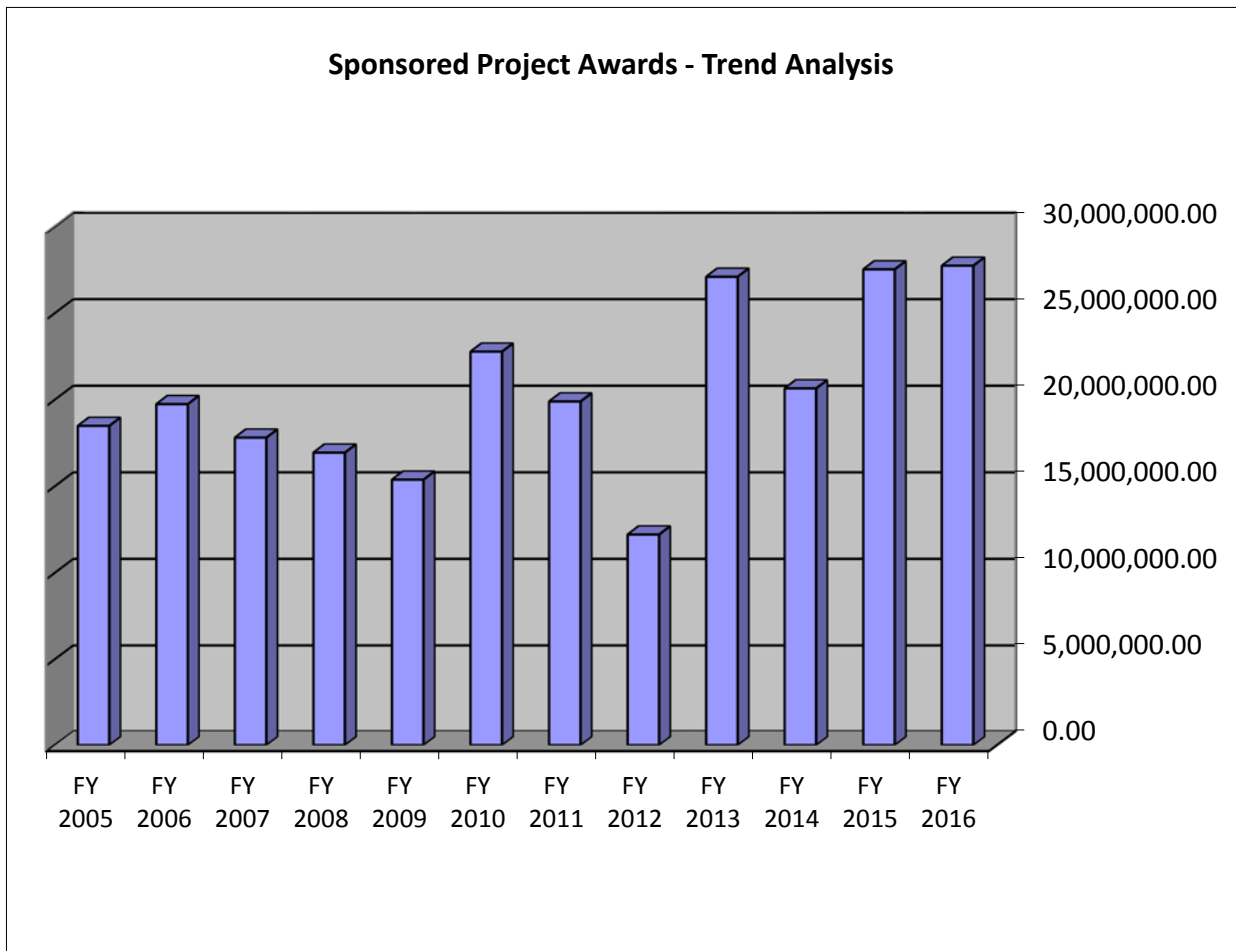
UNDSMHS
Sponsored Project Proposals - Trend Analysis
FY 2016

Fiscal Year	Proposals (\$)	Change From Last Fiscal Year (%)
FY 2016	78,745,920.00	-6.08%
FY 2015	83,845,325.00	4.51%
FY 2014	80,229,236.00	-10.63%
FY 2013	89,775,503.00	-5.16%
FY 2012	94,657,147.00	29.90%
FY 2011	72,867,781.00	-13.35%
FY 2010	84,092,452.00	-26.74%
FY 2009	114,787,415.00	87.93%
FY 2008	61,078,855.00	-30.72%
FY 2007	88,156,793.00	22.65%
FY 2006	71,875,595.00	-38.67%
FY 2005	117,192,343.00	N/A
Totals	<u>1,037,304,365.00</u>	



UNDSMHS
Sponsored Project Awards - Trend Analysis
FY 2016

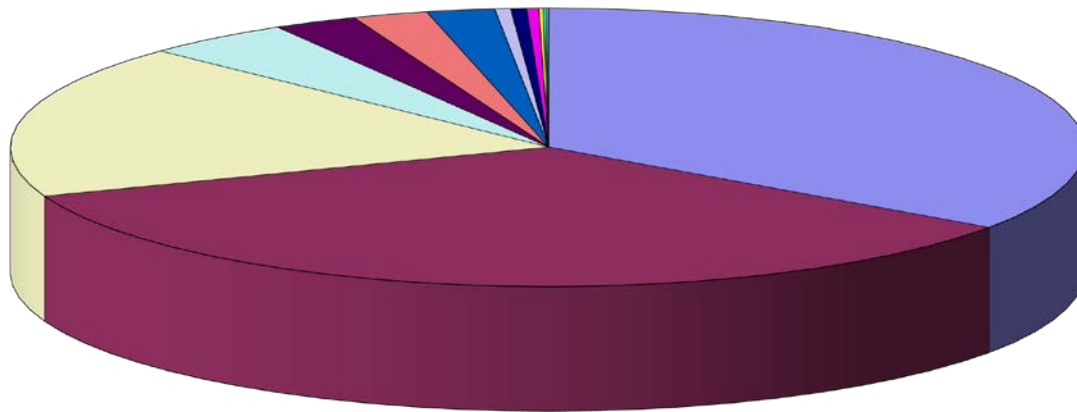
Fiscal Year	Awards (\$)	Change From Last Fiscal Year (%)
FY 2016	27,759,188.00	0.77%
FY 2015	27,547,820.00	33.26%
FY 2014	20,672,896.00	-23.77%
FY 2013	27,118,802.00	121.73%
FY 2012	12,230,393.00	-38.59%
FY 2011	19,915,255.00	-12.63%
FY 2010	22,793,108.00	48.03%
FY 2009	15,397,295.00	-9.22%
FY 2008	16,961,705.00	-4.85%
FY 2007	17,826,904.00	-9.79%
FY 2006	19,762,531.00	6.80%
FY 2005	18,504,476.00	N/A
Totals	246,490,373.00	



UNDSMHS
Sponsored Project Awards by Department
FY 2016

Department	Awards (\$)	Awards (#)	Percent of Total Awards
Center for Rural Health	9,655,827.00	48	34.78%
Basic Sciences	9,571,272.00	32	34.48%
Pathology	4,966,870.00	8	17.89%
Office of the Dean	1,227,454.00	14	4.42%
Indians Into Medicine (INMED)	700,000.00	1	2.52%
Family & Community Medicine	625,535.00	3	2.25%
Pediatrics	565,914.00	3	2.04%
CFM - Bismarck	132,279.00	5	0.48%
Psychiatry & Behavioral Science	131,473.00	1	0.47%
ND STAR	100,000.00	1	0.36%
Masters of Public Health	36,756.00	3	0.13%
Center for Health Promotion & Prevention Research	22,980.00	2	0.08%
Physical Therapy	21,328.00	1	0.08%
Library of the Health Sciences	1,500.00	1	0.01%
Totals	27,759,188.00	123	100.0%

FY 2016 Sponsored Project Awards by Department

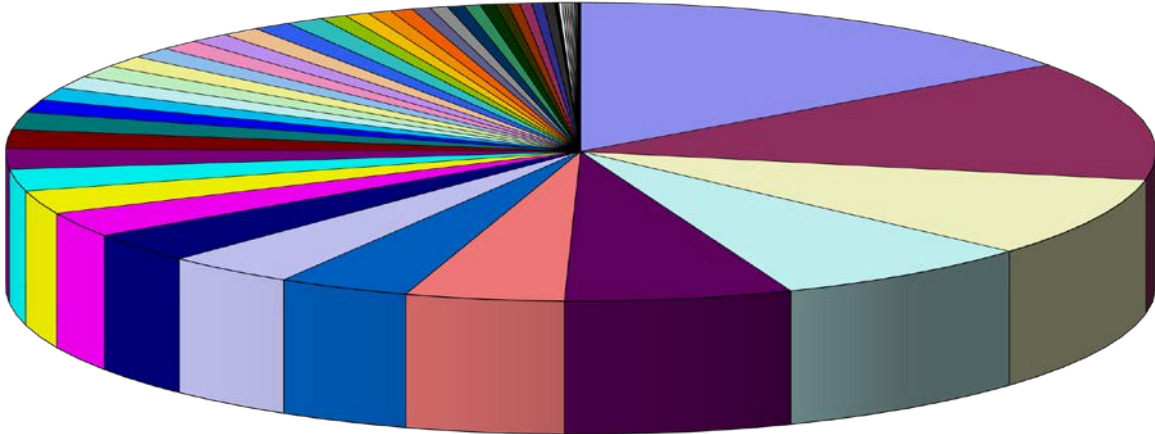


- | | |
|---|---|
| <ul style="list-style-type: none"> ■ Center for Rural Health ■ Pathology ■ Indians Into Medicine (INMED) ■ Pediatrics ■ Psychiatry & Behavioral Science ■ Masters of Public Health ■ Physical Therapy | <ul style="list-style-type: none"> ■ Basic Sciences ■ Office of the Dean ■ Family & Community Medicine ■ CFM - Bismarck ■ ND STAR ■ Center for Health Promotion & Prevention Research ■ Library of the Health Sciences |
|---|---|

UNDSMHS
Sponsored Project Awards by PI
FY 2016

Principal Investigator	Awards (\$)	Awards (#)	Percent of Total Awards
Sande, Kristine	4,200,000.00	2	15.13%
Sen, Donald	3,585,870.00	3	12.92%
Kotb, Malak; Bradley, David; Singh, Brij	2,383,747.00	1	8.59%
Vaughan, Roxanne	2,060,766.00	1	7.42%
Dickson, Lynette	1,773,542.00	7	6.39%
Sens, Mary Ann	1,238,000.00	4	4.46%
Geiger, Jonathan	1,028,266.00	1	3.70%
Hart, Lawrence	1,013,550.00	2	3.65%
Gray, Jacque	900,000.00	2	3.24%
Combs, Colin	748,679.00	3	2.70%
DeLorme, Eugene	700,000.00	1	2.52%
Geiger, Jonathan; Chen, Xuesong	658,317.00	4	2.37%
Wynne, Joshua	613,164.00	6	2.21%
Burd, Larry	565,914.00	3	2.04%
Bradley, David	525,659.00	2	1.89%
Schroeder, Shawnda	384,514.00	4	1.39%
Mishra, Bibhuti	381,500.00	2	1.37%
Singh, Brij	379,658.00	2	1.37%
Sharma, Jyotika	370,147.00	2	1.33%
Wu, Min	345,000.00	1	1.24%
Halaas, Gwen	326,550.00	2	1.18%
Carter, Paula	314,456.00	1	1.13%
Renger, Ralph	305,000.00	2	1.10%
Quinn, Rebecca	297,792.00	4	1.07%
Eken, Randy	295,576.00	6	1.06%
Basson, Marc	293,714.00	1	1.06%
Ward, Jody	202,580.00	2	0.73%
Doze, Van	190,260.00	4	0.69%
McHugo, Jeanie	186,485.00	1	0.67%
Brissette, Catherine	173,750.00	1	0.63%
Zhang, Ke	143,000.00	1	0.52%
Johnson, Eric	137,500.00	1	0.50%
Wilsnack, Sharon	131,473.00	1	0.47%
Quisno, Jackie	126,964.00	4	0.46%
Foltysova, Jirina	113,788.00	1	0.41%
Melheim, Amy	100,000.00	1	0.36%
Nissen, Kylie	93,100.00	11	0.34%
Golovko, Mikhail	92,772.00	1	0.33%
Hur, Junguk	89,537.00	1	0.32%
Kotb, Malak	86,943.00	1	0.31%
Brown-Borg, Holly	29,631.00	1	0.11%
Goldsteen, Raymond	26,950.00	2	0.10%
Vogeltanz-Holm, Nancy	22,980.00	2	0.08%
Mohr, Peggy	21,328.00	1	0.08%
Massmann, Nicole	18,262.00	3	0.07%
Lelm, Naomi	16,802.00	1	0.06%
Knauf, Tiffany	14,941.00	4	0.05%
Henry, Keith	10,036.00	2	0.04%
Oancea, Sanda	9,806.00	1	0.04%
Foster, James	9,604.00	1	0.03%
Shabb, John	7,000.00	1	0.03%
Gibbens, Brad	4,500.00	1	0.02%
Davis, Elizabeth	5,315.00	1	0.02%
Becker, Karin	3,000.00	1	0.01%
Hackman, Dawn	1,500.00	1	0.01%
Totals	27,759,188.00	123	100.0%

FY 2016 Sponsored Project Awards by PI

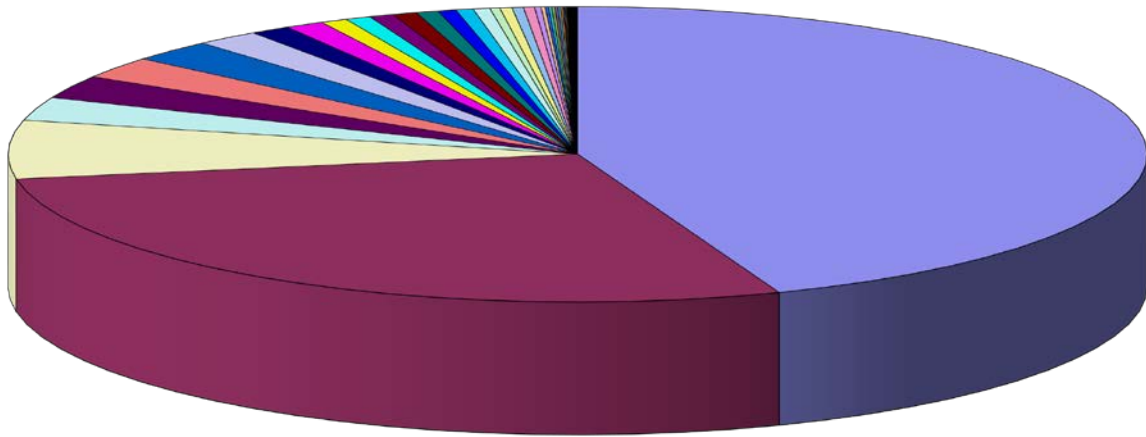


- | | | |
|-------------------------|---------------------|--|
| ■ Sande, Kristine | ■ Sen, Donald | □ Kotb, Malak; Bradley, David; Singh, Brij |
| □ Vaughan, Roxanne | ■ Dickson, Lynette | ■ Sens, Mary Ann |
| ■ Geiger, Jonathan | □ Hart, Lawrence | ■ Gray, Jacque |
| ■ Combs, Colin | ■ DeLorme, Eugene | ■ Geiger, Jonathan; Chen, Xuesong |
| ■ Wynne, Joshua | ■ Burd, Larry | ■ Bradley, David |
| ■ Schroeder, Shawnda | ■ Mishra, Bibhuti | □ Singh, Brij |
| □ Sharma, Jyotika | ■ Wu, Min | ■ Halaas, Gwen |
| ■ Carter, Paula | ■ Renger, Ralph | ■ Quinn, Rebecca |
| ■ Eken, Randy | ■ Basson, Marc | ■ Ward, Jody |
| ■ Doze, Van | ■ McHugo, Jeanie | ■ Brissette, Catherine |
| ■ Zhang, Ke | ■ Johnson, Eric | ■ Wilsnack, Sharon |
| ■ Quisno, Jackie | ■ Foltysova, Jirina | ■ Melheim, Amy |
| ■ Nissen, Kylie | ■ Golovko, Mikhail | ■ Hur, Junguk |
| ■ Kotb, Malak | ■ Brown-Borg, Holly | □ Goldsteen, Raymond |
| ■ Vogeltanz-Holm, Nancy | ■ Mohr, Peggy | ■ Massmann, Nicole |
| ■ Lelm, Naomi | ■ Knauf, Tiffany | ■ Henry, Keith |
| ■ Oancea, Sanda | ■ Foster, James | ■ Shabb, John |
| ■ Gibbens, Brad | ■ Davis, Elizabeth | ■ Becker, Karin |
| ■ Hackman, Dawn | | |

UNDSMHS
Sponsored Project Awards by Sponsor
FY 2016

Sponsor	Awards (\$)	Awards (\$)	Percent of Total Awards
NIH	12,283,253.00	23	44.25%
HRSA	7,784,577.00	11	28.04%
ND Department of Health	1,773,867.00	18	6.39%
Veterans Administration	711,736.00	7	2.56%
DHHS - IHS	700,000.00	1	2.52%
ND Department of Human Services	662,199.00	7	2.39%
CDC	660,000.00	2	2.38%
ND Department of Commerce	500,659.00	1	1.80%
DHHS - Administration for Community Living	314,456.00	1	1.13%
Helmsley Charitable Trust	305,000.00	2	1.10%
Cankdeska Cikana Community College	210,250.00	2	0.76%
DHHS - Administration on Aging	200,000.00	1	0.72%
University of South Dakota	192,456.00	1	0.69%
National Science Foundation	190,260.00	4	0.69%
Pew Charitable Trusts	173,192.00	1	0.62%
American Heart Association	143,000.00	1	0.52%
USDA-ARS	137,500.00	1	0.50%
Public Health Institute	131,473.00	1	0.47%
DentaQuest	78,000.00	1	0.28%
Northwood Deaconess Hospital	94,612.00	1	0.34%
Georgia Regents University	89,537.00	1	0.32%
Karolinska Institutet	86,943.00	1	0.31%
Blue Cross Blue Shield of North Dakota	50,000.00	1	0.18%
Institute for Clinical Research	33,200.00	1	0.12%
St. Alexius health	25,508.00	2	0.09%
American Medical Association	25,000.00	1	0.09%
Avianax, LLC	25,000.00	1	0.09%
American Association of Immunologists	23,376.00	1	0.08%
ND Department of Public Instruction	21,328.00	1	0.08%
National Rural Health Association	16,802.00	1	0.06%
University of Florida	10,036.00	2	0.04%
Centura Health	9,806.00	1	0.04%
Vanderbilt University	9,604.00	1	0.03%
North Dakota State University	7,000.00	1	0.03%
Lake Region Health District Unit	6,045.00	1	0.02%
City-County Health District	5,001.00	1	0.02%
Ashley Medical Center	4,500.00	1	0.02%
Community Memorial Hospital	4,500.00	1	0.02%
Cooperstown Medical Center	4,500.00	1	0.02%
Jacobson Memorial Hospital	4,500.00	1	0.02%
Mercy Medical Center	4,500.00	1	0.02%
Mountrail County Medical Center	4,500.00	1	0.02%
Nelson County Health System	4,500.00	1	0.02%
Northwood Deaconess Health Center	4,500.00	1	0.02%
St. Andrews Medical Center	4,500.00	1	0.02%
St. Luke's Medical Center	4,500.00	1	0.02%
Tioga Medical Center	4,500.00	1	0.02%
First District Health Unit	3,340.00	1	0.01%
First Health Care Center	3,300.00	1	0.01%
Unity Medical Center	3,300.00	1	0.01%
Sanilac County Health Department	3,000.00	1	0.01%
Alex Stem Family Foundation	2,600.00	1	0.01%
Arthur Companies	1,972.00	1	0.01%
University of Illinois	1,500.00	1	0.01%
Totals	27,759,188.00	123	100.0%

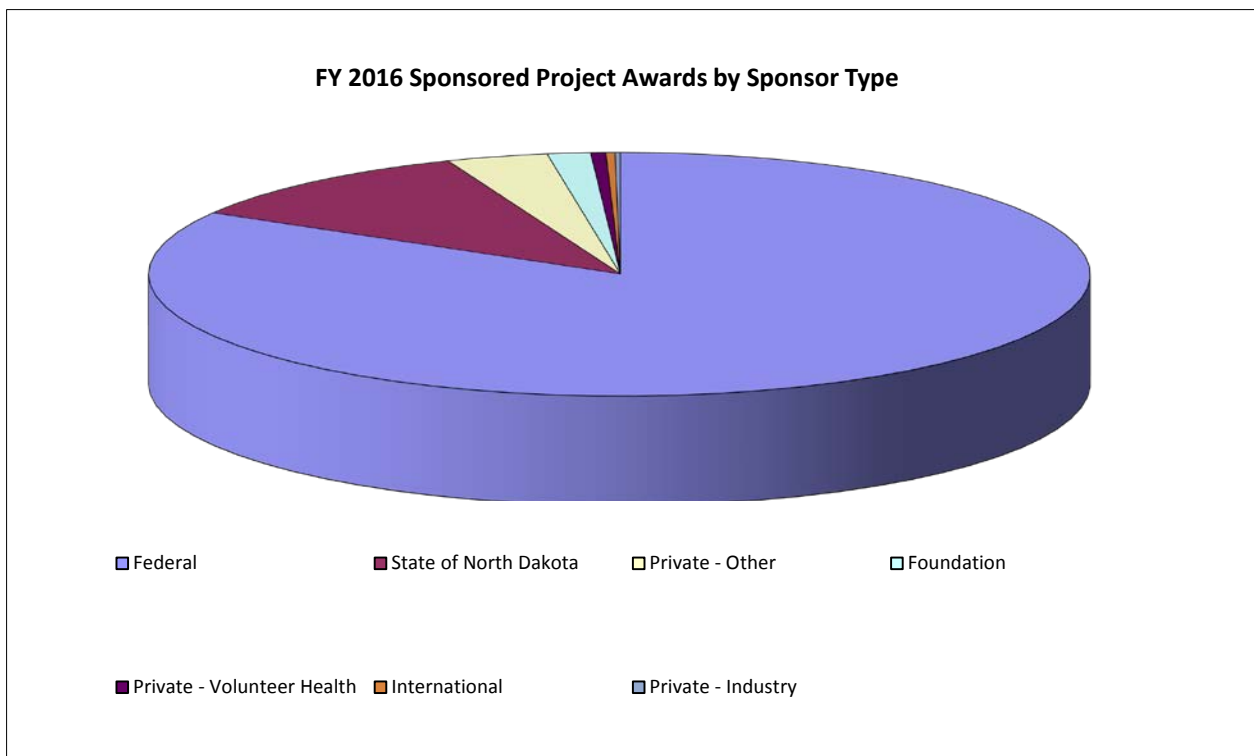
FY 2016 Sponsored Project Awards by Sponsor



- | | | | |
|--|-------------------------------------|--|---|
| ■ NIH | ■ HRSA | ■ ND Department of Health | ■ Veterans Administration |
| ■ DHHS - IHS | ■ ND Department of Human Services | ■ CDC | ■ ND Department of Commerce |
| ■ DHHS - Administration for Community Living | ■ Helmsley Charitable Trust | ■ Cankdeska Cikana Community College | ■ DHHS - Administration on Aging |
| ■ University of South Dakota | ■ National Science Foundation | ■ Pew Charitable Trusts | ■ American Heart Association |
| ■ USDA-ARS | ■ Public Health Institute | ■ DentaQuest | ■ Northwood Deaconess Hospital |
| ■ Georgia Regents University | ■ Karolinska Institutet | ■ Blue Cross Blue Shield of North Dakota | ■ Institute for Clinical Research |
| ■ St. Alexius health | ■ American Medical Association | ■ Avianax, LLC | ■ American Association of Immunologists |
| ■ ND Department of Public Instruction | ■ National Rural Health Association | ■ University of Florida | ■ Centura Health |
| ■ Vanderbilt University | ■ North Dakota State University | ■ Lake Region Health District Unit | ■ City-County Health District |
| ■ Ashley Medical Center | ■ Community Memorial Hospital | ■ Cooperstown Medical Center | ■ Jacobson Memorial Hospital |
| ■ Mercy Medical Center | ■ Mountrail County Medical Center | ■ Nelson County Health System | ■ Northwood Deaconess Health Center |
| ■ St. Andrews Medical Center | ■ St. Luke's Medical Center | ■ Tioga Medical Center | ■ First District Health Unit |
| ■ First Health Care Center | ■ Unity Medical Center | ■ Sanilac County Health Department | ■ Alex Stem Family Foundation |
| ■ Arthur Companies | ■ University of Illinois | | |

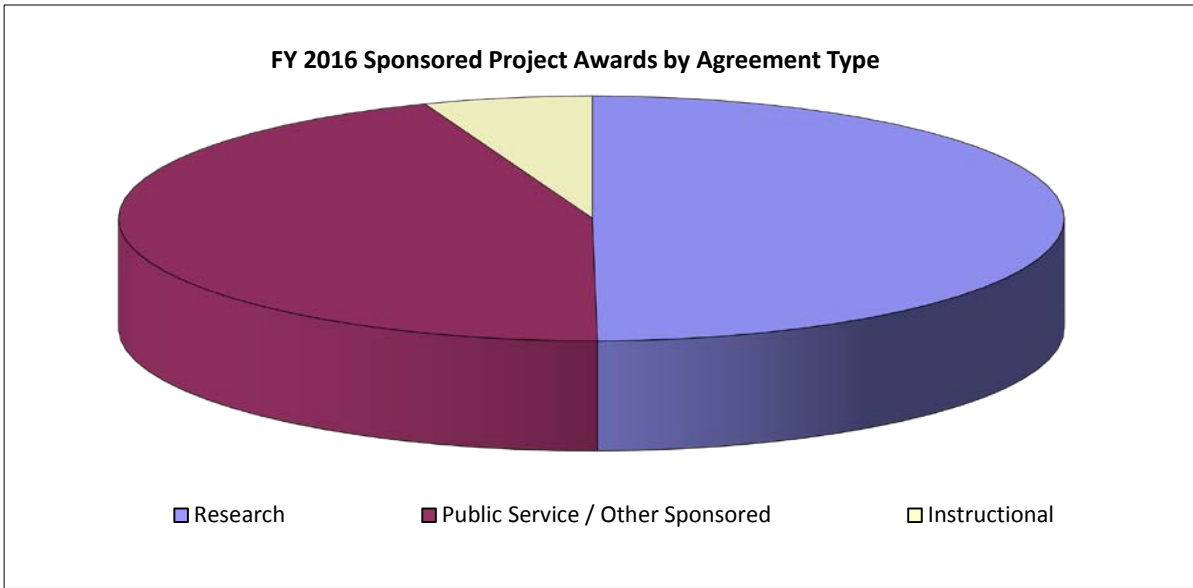
**UNDSMHS
Sponsored Project Awards by Sponsor Type
FY 2016**

Sponsor Type	Awards (\$)	Awards (#)	Percent of Total Awards
Federal	23,146,455.00	53	83.38%
State of North Dakota	2,958,053.00	27	10.66%
Private - Other	963,789.00	33	3.47%
Foundation	410,600.00	5	1.48%
Private - Volunteer Health	143,000.00	1	0.52%
International	86,943.00	1	0.31%
Private - Industry	50,348.00	3	0.18%
Totals	27,759,188.00	123	100.0%



UNDSMHS
Sponsored Project Awards by Agreement Type
FY 2016

Agreement Type	Awards (\$)	Awards (#)	Percent of Total Awards
Research	13,833,198.00	38	49.83%
Public Service / Other Sponsored	12,327,769.00	76	44.41%
Instructional	1,598,221.00	9	5.76%
Totals	27,759,188.00	123	100.0%



UNDSMHS SPONSORED PROJECT QUARTERLY REPORT
4th Quarter FY 2016
(April 1, 2016 through June 30, 2016)

Awards (\$)

Fiscal Year	1st Quarter	2nd Quarter	3rd Quarter	4th Quarter	Cumulative
2016	9,731,178.00	1,589,424.00	2,099,372.00	14,339,214.00	27,759,188.00
2015	15,536,728.00	929,233.00	1,824,694.00	9,257,165.00	27,547,820.00
2014	12,280,166.00	2,766,218.00	943,603.00	4,682,909.00	20,672,896.00
2013	17,823,498.00	1,126,157.00	1,226,325.00	6,942,822.00	27,118,802.00
2012	6,677,661.00	1,614,370.00	2,090,002.00	1,848,360.00	12,230,393.00

Awards (#)

Fiscal Year	1st Quarter	2nd Quarter	3rd Quarter	4th Quarter	Cumulative
2016	36	20	34	33	123
2015	34	8	15	18	75
2014	33	11	16	32	92
2013	39	7	16	31	93
2012	39	18	22	18	97

Proposals (\$)

Fiscal Year	1st Quarter	2nd Quarter	3rd Quarter	4th Quarter	Cumulative
2016	17,514,188.00	8,600,850.00	36,310,575.00	16,320,307.00	78,745,920.00
2015	4,917,875.00	18,659,882.00	38,065,438.00	22,202,130.00	83,845,325.00
2014	10,226,434.00	18,106,838.00	34,346,372.00	17,549,592.00	80,229,236.00
2013	9,028,167.00	22,178,430.00	28,846,728.00	29,722,178.00	89,775,503.00
2012	20,108,316.00	16,178,025.00	34,126,275.00	24,244,531.00	94,657,147.00

Proposals (#)

Fiscal Year	1st Quarter	2nd Quarter	3rd Quarter	4th Quarter	Cumulative
2016	38	29	63	53	183
2015	19	29	41	37	126
2014	28	36	43	38	145
2013	23	40	30	44	137
2012	39	32	49	40	160

*Note: figures based off of Vice President for Research reports provided on 9/23/2016

