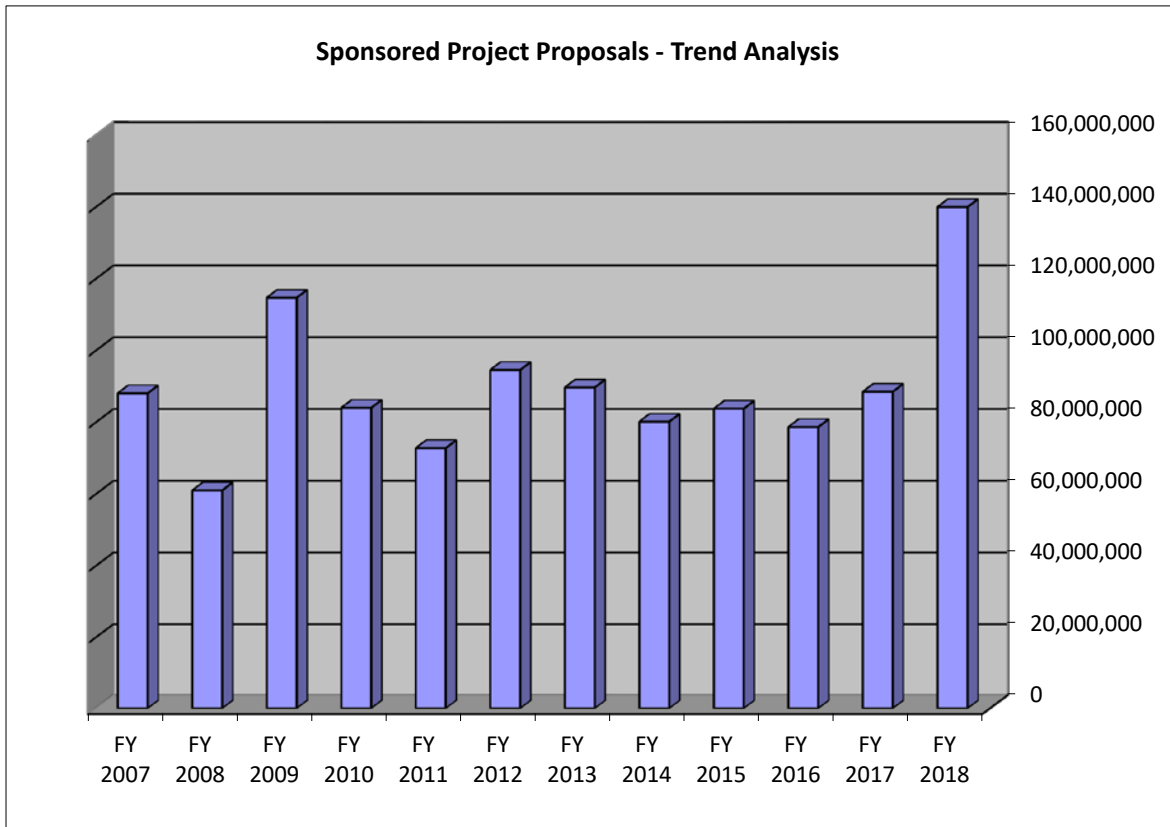


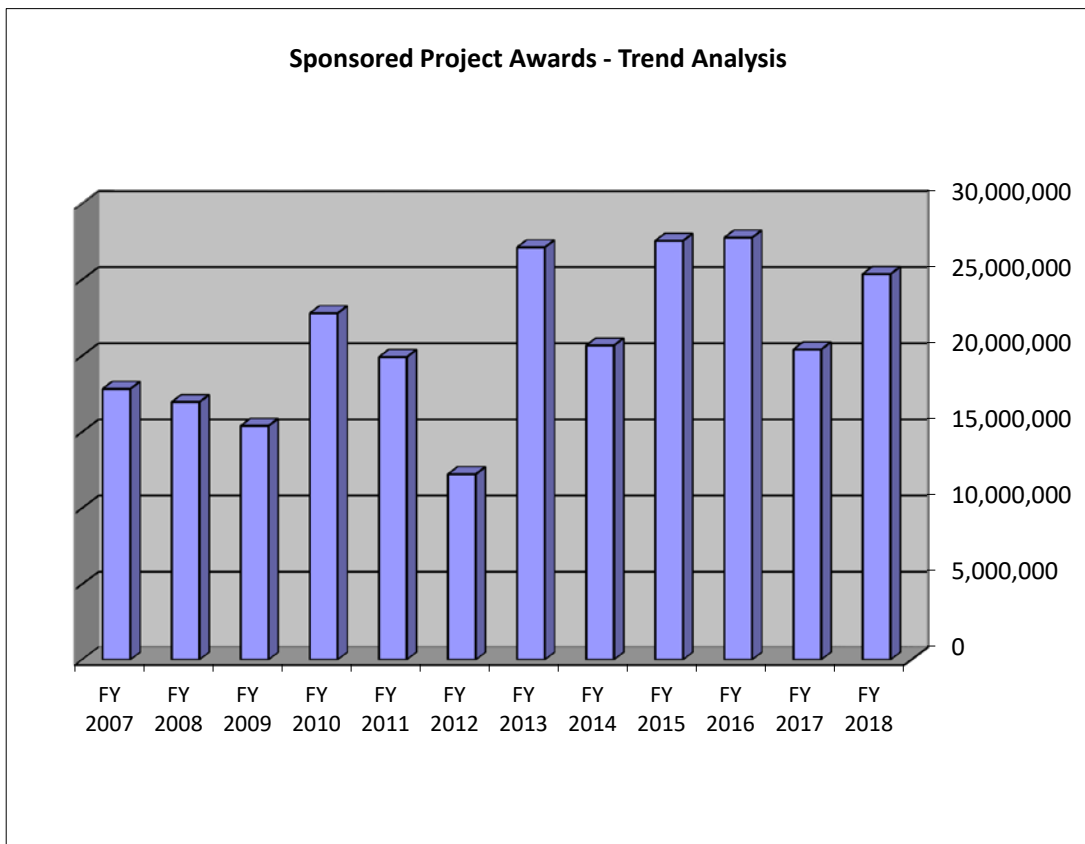
**UNDSMHS**  
**Sponsored Project Proposals - Trend Analysis**  
**FY 2018**

Fiscal Year	Proposals (\$)	Change From Last Fiscal Year (%)
FY 2018	140,064,150	58.11%
FY 2017	88,587,229	12.50%
FY 2016	78,745,920	-6.08%
FY 2015	83,845,325	4.51%
FY 2014	80,229,236	-10.63%
FY 2013	89,775,503	-5.16%
FY 2012	94,657,147	29.90%
FY 2011	72,867,781	-13.35%
FY 2010	84,092,452	-26.74%
FY 2009	114,787,415	87.93%
FY 2008	61,078,855	-30.72%
FY 2007	88,156,793	N/A
<b>Totals</b>	<b>1,076,887,806</b>	



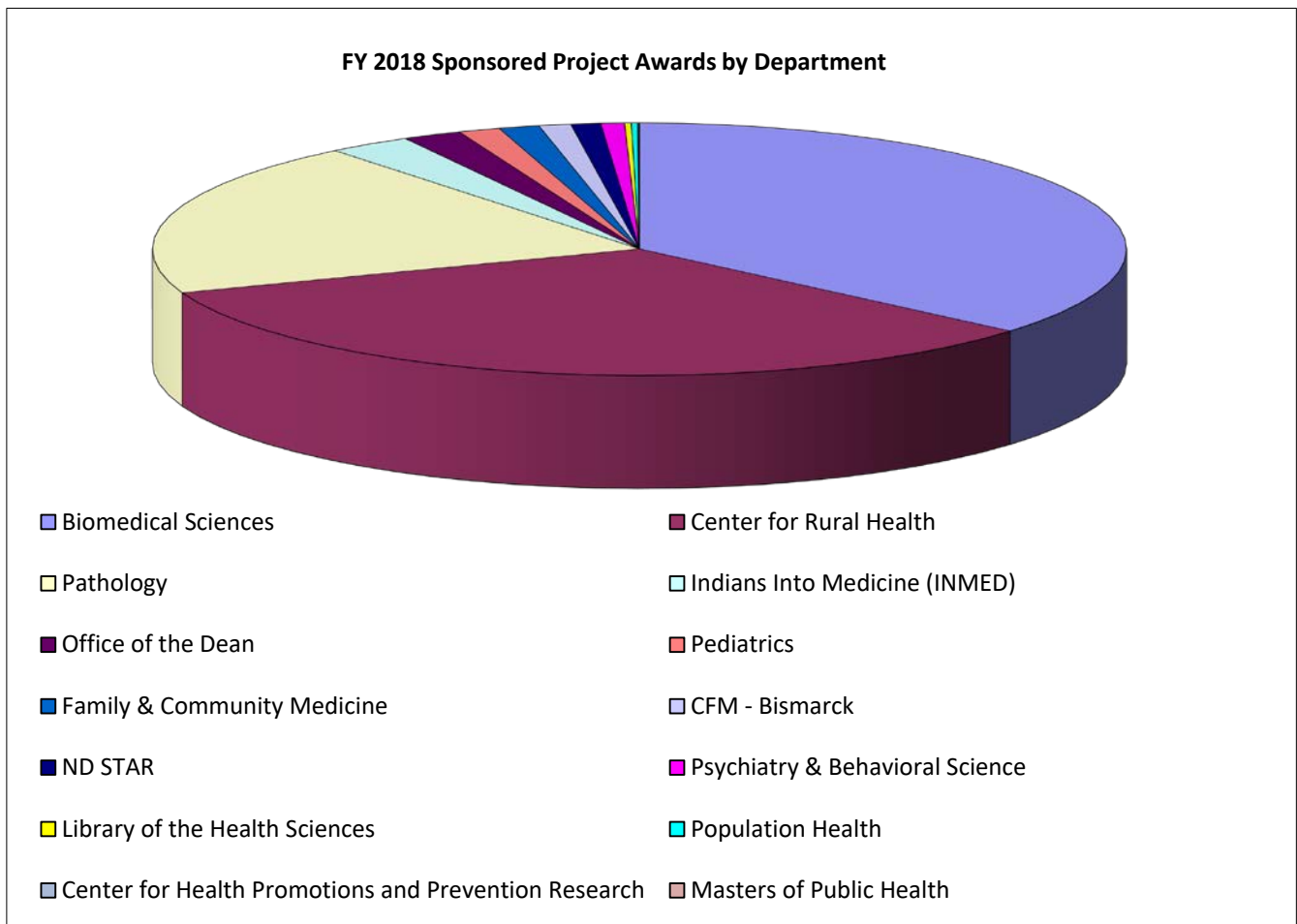
**UNDSMHS**  
**Sponsored Project Awards - Trend Analysis**  
**FY 2018**

Fiscal Year	Awards (\$)	Change From Last Fiscal Year (%)
FY 2018	25,366,758	24.27%
FY 2017	20,412,330	-26.47%
FY 2016	27,759,188	0.77%
FY 2015	27,547,820	33.26%
FY 2014	20,672,896	-23.77%
FY 2013	27,118,802	121.73%
FY 2012	12,230,393	-38.59%
FY 2011	19,915,255	-12.63%
FY 2010	22,793,108	48.03%
FY 2009	15,397,295	-9.22%
FY 2008	16,961,705	-4.85%
FY 2007	17,826,904	N/A
<b>Totals</b>	<b>254,002,454</b>	



**UNDSMHS  
Sponsored Project Awards by Department  
FY 2018**

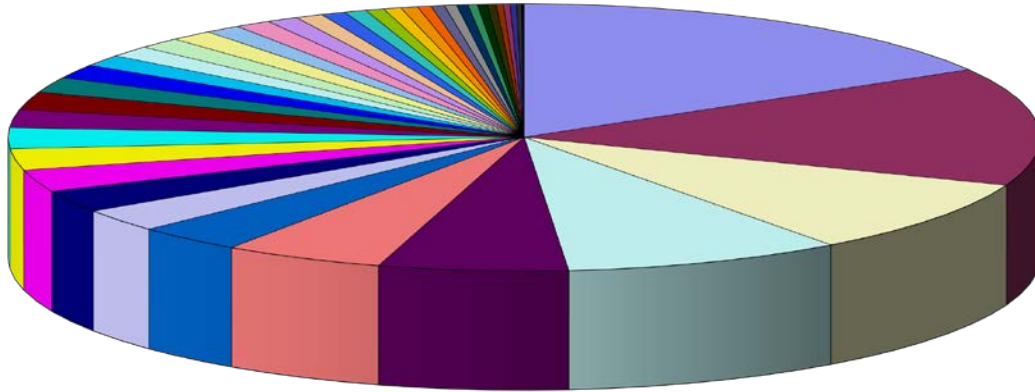
Department	Awards (\$)	Awards (#)	Percent of Total Awards
Biomedical Sciences	9,198,111	41	36.26%
Center for Rural Health	8,396,009	21	33.10%
Pathology	5,041,921	11	19.88%
Indians Into Medicine (INMED)	700,000	2	2.76%
Office of the Dean	497,542	4	1.96%
Pediatrics	350,458	1	1.38%
Family & Community Medicine	341,340	3	1.35%
CFM - Bismarck	268,768	9	1.06%
ND STAR	250,000	1	0.99%
Psychiatry & Behavioral Science	198,481	3	0.78%
Library of the Health Sciences	55,890	3	0.22%
Population Health	53,000	1	0.21%
Center for Health Promotions and Prev	11,077	1	0.04%
Masters of Public Health	4,161	1	0.02%
<b>Totals</b>	<b>25,366,758</b>	<b>102</b>	<b>100.0%</b>



**UNDSMHS**  
**Sponsored Project Awards by PI**  
**FY 2018**

Principal Investigator	Awards (\$)	Awards (#)	Percent of Total Awards
Sande, Kristine	4,200,000	2	16.56%
Sens, Donald	3,625,411	4	14.29%
Sharma, Jyotika; Combs, Colin; Bradley, David	2,293,497	2	9.04%
Dickson, Lynette	2,215,726	8	8.73%
Tulin, Alexei	1,500,731	7	5.92%
Sens, Mary Ann	1,278,000	4	5.04%
Bradley, David	850,000	2	3.35%
Dorscher, Joycelyn	700,000	2	2.76%
Singh, Brij	677,625	2	2.67%
Nechaev, Sergei	675,882	5	2.66%
Quinn, Rebecca	656,747	4	2.59%
Geiger, Jonathan; Chen, Xuesong	639,400	4	2.52%
Sharma, Jyotika	556,000	2	2.19%
Gray, Jacque	550,000	2	2.17%
Combs, Colin	472,833	5	1.86%
Foster, James	429,550	2	1.69%
Burd, Larry	350,458	1	1.38%
Wu, Min	345,000	1	1.36%
Schmitz, David	341,340	3	1.35%
Adamsen, Collette	340,000	1	1.34%
Ghribi, Othman; Combs, Colin	284,950	1	1.12%
Basson, Marc	283,536	1	1.12%
Melheim, Amy	250,000	1	0.99%
Hart, Lawrence	219,036	1	0.86%
Quisno, Jackeline	192,934	8	0.76%
Kaur, Harpreet	175,000	1	0.69%
Wilsnack, Sharon	146,371	2	0.58%
Doze, Van	138,510	3	0.55%
Schroeder, Shawnda	135,000	1	0.53%
Becker, Kimberly	107,508	2	0.42%
Wynne, Joshua	106,498	1	0.42%
Geiger, Jonathan	96,970	2	0.38%
Brisette, Catherine	88,708	2	0.35%
Ward, Jody	75,000	1	0.30%
Sauter, Shannon	75,834	1	0.30%
Hur, Jung	71,465	2	0.28%
Thormodson, Kelly	55,890	3	0.22%
Scwartz, Gary	53,000	1	0.21%
Wonderlich, Stephen	52,110	1	0.21%
Brown-Borg, Holly	40,500	1	0.16%
Vogeltanz-Holm, Nancy	11,077	1	0.04%
Nissen, Kylie	4,500	1	0.02%
Selya, Arielle	4,161	1	0.02%
<b>Totals</b>	<b>25,366,758</b>	<b>102</b>	<b>100.0%</b>

### FY 2018 Sponsored Project Awards by PI

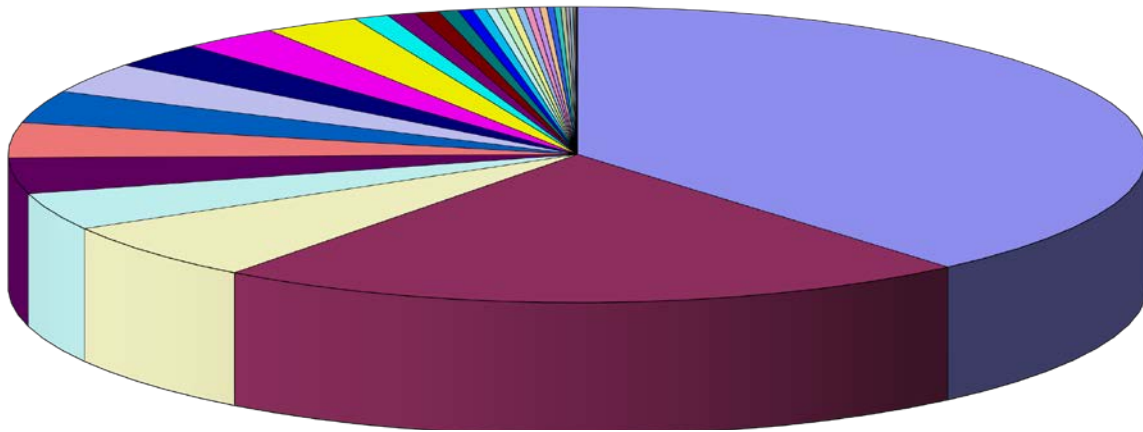


- |                     |                         |   |
|---------------------|-------------------------|---|
| ■ Sande, Kristine   | ■ Sens, Donald          | □ Sharma, Jyotika; Combs, Colin; Bradley, David |
| □ Dickson, Lynette  | ■ Tulin, Alexei         | ■ Sens, Mary Ann                                |
| ■ Bradley, David    | □ Dorscher, Joycelyn    | ■ Singh, Brij                                   |
| ■ Nechaev, Sergei   | ■ Quinn, Rebecca        | ■ Geiger, Jonathan; Chen, Xuesong               |
| ■ Sharma, Jyotika   | ■ Gray, Jacque          | ■ Combs, Colin                                  |
| ■ Foster, James     | ■ Burd, Larry           | □ Wu, Min                                       |
| □ Schmitz, David    | ■ Adamsen, Collette     | ■ Ghribi, Othman; Combs, Colin                  |
| ■ Basson, Marc      | ■ Melheim, Amy          | ■ Hart, Lawrence                                |
| ■ Quisno, Jackeline | ■ Kaur, Harpreet        | ■ Wilsnack, Sharon                              |
| ■ Doze, Van         | ■ Schroeder, Shawnda    | ■ Becker, Kimberly                              |
| ■ Wynne, Joshua     | ■ Geiger, Jonathan      | ■ Brissette, Catherine                          |
| ■ Ward, Jody        | ■ Sauter, Shannon       | ■ Hur, Jung                                     |
| ■ Thormodson, Kelly | ■ Schwartz, Gary        | ■ Wonderlich, Stephen                           |
| ■ Brown-Borg, Holly | ■ Vogeltanz-Holm, Nancy | □ Nissen, Kylie                                 |
| □ Selya, Arielle    |                         |   |

**UNDSMHS**  
**Sponsored Project Awards by Sponsor**  
**FY 2018**

Sponsor	Awards (\$)	Awards (#)	Percent of Total Awards
National Institutes of Health	9,830,235	25	38.75%
Department of Health & Human Services	5,459,331	6	21.52%
ND Department of Health	1,614,866	14	6.37%
National Science Foundation	1,034,718	6	4.08%
ND Department of Human Services	994,255	8	3.92%
Health Resources and Services Administration	968,431	3	3.82%
Department of Defense	899,523	1	3.55%
ND Department of Commerce	850,000	2	3.35%
DHHS - Centers for Disease Control	700,000	2	2.76%
DHHS - Indian Health Service	700,000	2	2.76%
DHHS - Administration for Community Living	690,000	2	2.72%
Multi-Sponsor	250,000	1	0.99%
DHHS - Administration on Aging	200,000	1	0.79%
Alzheimer's Association	175,000	1	0.69%
Ohio State University	141,678	2	0.56%
Veterans Administration	106,498	1	0.42%
University of Nebraska Medical Center	96,970	2	0.38%
Stratis Health	75,000	1	0.30%
University of Michigan	71,465	2	0.28%
Cankdeska Cikana Community College	64,710	2	0.26%
University of Kentucky	63,708	1	0.25%
University of Iowa	55,890	3	0.22%
Triad Interactive Media, Inc.	53,000	1	0.21%
University of Colorado	52,132	2	0.21%
Neuropsychiatric Research Institute	52,110	1	0.21%
North Dakota State University	46,205	2	0.18%
University of Washington	35,700	2	0.14%
University of Illinois	28,045	1	0.11%
Global Lyme Alliance	25,000	1	0.10%
Vanderbilt University	12,550	1	0.05%
CHI St. Alexius Health	11,077	1	0.04%
West River Health Services	4,500	1	0.02%
University of Bergen	4,161	1	0.02%
<b>Totals</b>	<b>25,366,758</b>	<b>102</b>	<b>100.0%</b>

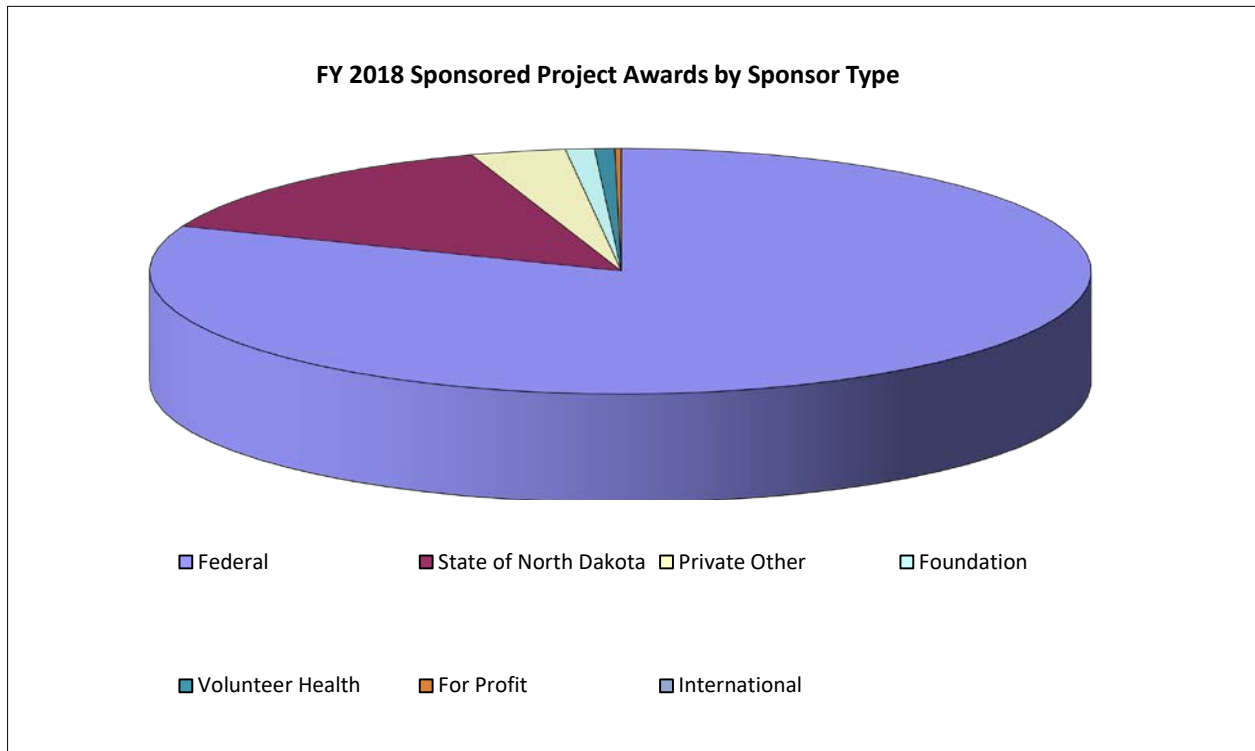
### FY 2018 Sponsored Project Awards by Sponsor



- |                                       |  |  |
|---------------------------------------|--|--|
| ■ National Institutes of Health       | ■ Department of Health & Human Services      | □ ND Department of Health                      |
| □ National Science Foundation         | ■ ND Department of Human Services            | ■ Health Resources and Services Administration |
| ■ Department of Defense               | □ ND Department of Commerce                  | ■ DHHS - Centers for Disease Control           |
| ■ DHHS - Indian Health Service        | ■ DHHS - Administration for Community Living | ■ Multi-Sponsor                                |
| ■ DHHS - Administration on Aging      | ■ Alzheimer's Association                    | ■ Ohio State University                        |
| ■ Veterans Administration             | ■ University of Nebraska Medical Center      | □ Stratis Health                               |
| □ University of Michigan              | ■ Cankdeska Cikana Community College         | ■ University of Kentucky                       |
| ■ University of Iowa                  | ■ Triad Interactive Media, Inc.              | ■ University of Colorado                       |
| ■ Neuropsychiatric Research Institute | ■ North Dakota State University              | ■ University of Washington                     |
| □ University of Illinois              | ■ Global Lyme Alliance                       | ■ Vanderbilt University                        |
| □ CHI St. Alexius Health              | □ West River Health Services                 | □ University of Bergen                         |

**UNDSMHS  
Sponsored Project Awards by Sponsor Type  
FY 2018**

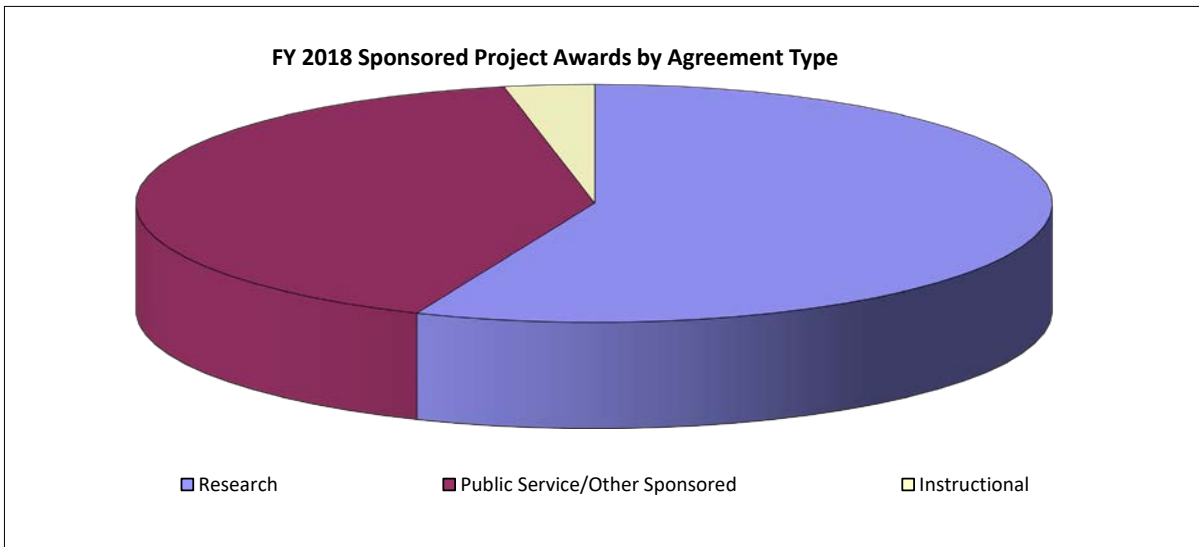
Sponsor Type	Awards (\$)	Awards (#)	Percent of Total Awards
Federal	20,535,120	50	80.95%
State of North Dakota	3,523,913	27	13.89%
Private Other	825,564	21	3.25%
Foundation	250,000	1	0.99%
Volunteer Health	175,000	1	0.69%
For Profit	53,000	1	0.21%
International	4,161	1	0.02%
<b>Totals</b>	<b>25,366,758</b>	<b>102</b>	<b>100.0%</b>





**UNDSMHS  
Sponsored Project Awards by Agreement Type  
FY 2018**

Agreement Type	Awards (\$)	Awards (#)	Percent of Total Awards
Research	14,286,549	54	56.32%
Public Service/Other Sponsored	10,273,711	45	40.50%
Instructional	806,498	3	3.18%
<b>Totals</b>	<b>25,366,758</b>	<b>102</b>	<b>100.0%</b>



**UNDSMHS SPONSORED PROJECT QUARTERLY REPORT**  
**4th Quarter FY 2018**  
**(April 1, 2018 through June 30, 2018)**

**Awards (\$)**

Fiscal Year	1st Quarter	2nd Quarter	3rd Quarter	4th Quarter	Cumulative
2018	8,574,853	3,557,673	1,248,272	11,985,960	25,366,758
2017	5,393,409	3,280,381	1,902,286	9,836,254	20,412,330
2016	9,731,178	1,589,424	2,099,372	14,339,214	27,759,188
2015	15,536,728	929,233	1,824,694	9,257,165	27,547,820
2014	12,280,166	2,766,218	943,603	4,682,909	20,672,896

**Awards (#)**

Fiscal Year	1st Quarter	2nd Quarter	3rd Quarter	4th Quarter	Cumulative
2018	29	25	12	36	102
2017	36	18	14	25	93
2016	36	20	34	33	123
2015	34	8	15	18	75
2014	33	11	16	32	92

**Proposals (\$)**

Fiscal Year	1st Quarter	2nd Quarter	3rd Quarter	4th Quarter	Cumulative
2018	54,087,027	14,505,732	57,620,859	13,850,532	140,064,150
2017	9,139,387	15,426,274	35,549,380	28,472,188	88,587,229
2016	17,514,188	8,600,850	36,310,575	16,320,307	78,745,920
2015	4,917,875	18,659,882	38,065,438	22,202,130	83,845,325
2014	10,226,434	18,106,838	34,346,372	17,549,592	80,229,236

**Proposals (#)**

Fiscal Year	1st Quarter	2nd Quarter	3rd Quarter	4th Quarter	Cumulative
2018	38	31	40	38	147
2017	24	23	41	39	127
2016	38	29	63	53	183
2015	19	29	41	37	126
2014	28	36	43	38	145

