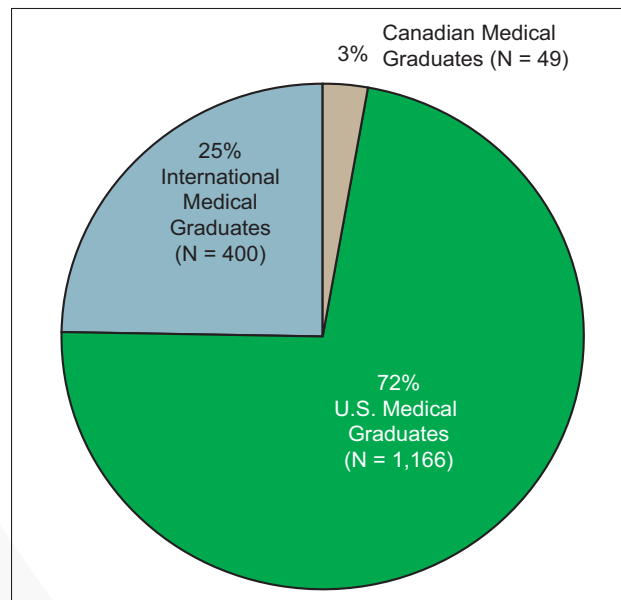


## Demographics of International Medical Graduates in North Dakota

In 2017, there were approximately 1,610 direct patient care physicians practicing in North Dakota. Figure 1 shows that 1,166 graduated from a medical school in the United States (with 545 of these physicians graduating from the UND School of Medicine & Health Sciences in North Dakota). In addition, 49 direct patient care physicians practicing in ND graduated from Canada, and 395 were international medical graduates (IMGs).

Table 2 shows the location where the 395 IMGs received their medical degrees, among regions with more than 10 physicians. Most IMGs practicing in North Dakota are from southern Asia (38.5%), followed by the Caribbean (12.7%), and southeastern Asia (10.4%). Top source countries of IMGs include India (27.1%), Philippines (7.3%), Pakistan (6.3%), Dominica (West Indies) (3.8%), Nigeria (3.5%), and Mexico (2.8%).

**Figure 1. Rate of Physicians Associated with Rural/Urban Status of North Dakota Population**

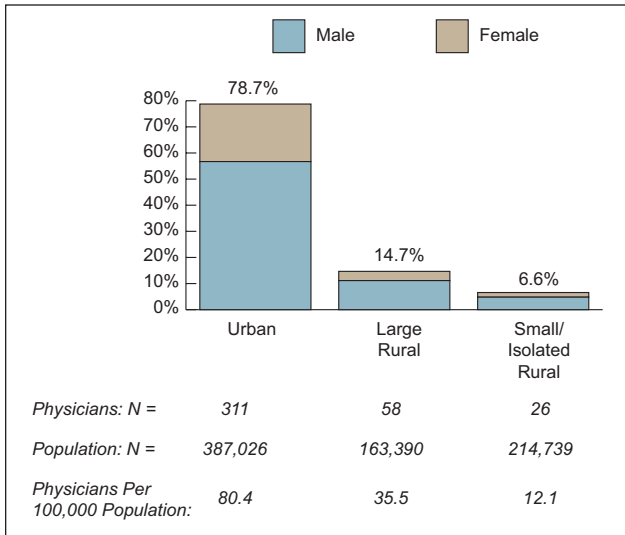


**Table 1. Medical School Graduation Locations among North Dakota IMG Physicians**

Region	Country	Total
<b>Southern Asia</b>		<b>152</b>
	India	107
	Pakistan	25
	Nepal	11
	Bangladesh	7
	Iran	2
<b>Caribbean</b>		<b>50</b>
	Dominica (West Indies)	15
	Grenada (West Indies)	10
	Montserrat (West Indies)	9
	Netherlands Antilles	7
	Nevis	4
	Jamaica	2
	Antigua and Barbuda	1
	Aruba	1
	Dominican Republic	1
<b>Southeastern Asia</b>		<b>41</b>
	Philippines	29
	Thailand	7
	Indonesia	1
	Malaysia	1
	Myanmar	1
	Taiwan	1
	Vietnam	1

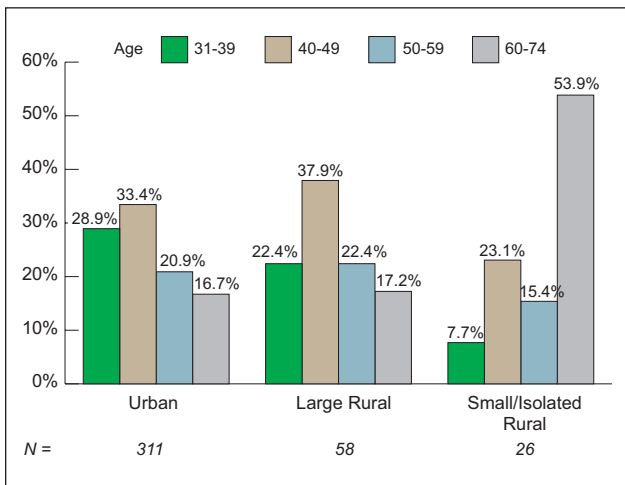
Region	Country	Total
<b>Western Asia</b>		<b>32</b>
	Syria	10
	Jordan	9
	Lebanon	7
	Turkey	3
	Israel	2
	United Arab Emirates	1
<b>Eastern Europe</b>		<b>31</b>
	Romania	11
	Russia	7
	Poland	6
	Bulgaria	4
	Hungary	2
	Czechoslovakia	1
<b>Western Africa</b>		<b>17</b>
	Nigeria	14
	Ghana	3
<b>South America</b>		<b>14</b>
	Brazil	6
	Argentina	4
	Peru	4
<b>Central America</b>		<b>11</b>
	Mexico	11

**Figure 2. IMG Physicians in North Dakota Per 100,000 Population by Rural/Urban Status and Sex**



- IMGs were more likely to work in urban areas (79%).
- IMGs were more likely to be male (73%).
- Female physicians were more likely to practice in urban areas than rural areas.
- IMGs were more likely to practice in urban areas than rural areas.

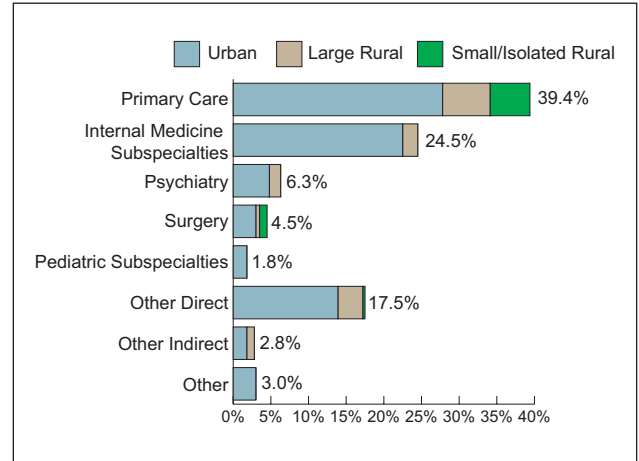
**Figure 3. IMG Physicians in ND by Rural/Urban Status and Age**



- The average age of IMGs in North Dakota was 48.3 years.
- On average, IMG physicians working in urban areas were younger (47.5 years), and IMGs working in small/isolated rural areas were older (57.6 years).

- Older IMGs were more likely to practice in small/isolated rural areas, and less likely to practice in urban areas.
- More than half of all small/isolated IMGs were between 60-74 years of age (53.9%).

**Figure 4. IMG Physicians in North Dakota by Rural/Urban Status and Specialty**



- IMGs were more likely to practice in primary care (40%).
- 25% of IMGs practiced in internal medicine subspecialties.

**Conclusions**

- IMGs in North Dakota were most likely to be from southern and southeastern Asia.
- IMGs were more likely to be male, work in urban areas, and were most likely to specialize in primary care or internal medicine subspecialties.

**Data**

- The physician data are from the 2017 American Medical Association Physician Masterfile.