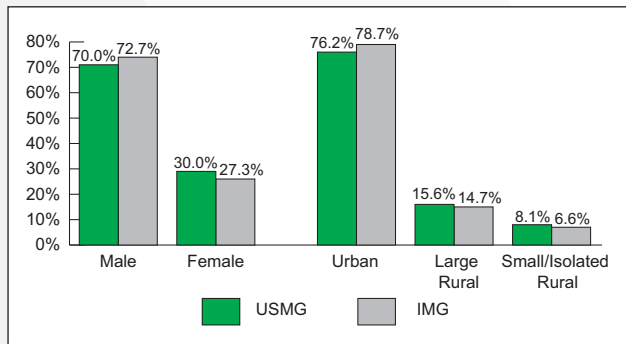


## Characteristics of U.S. Medical Graduates and International Medical Graduates in North Dakota

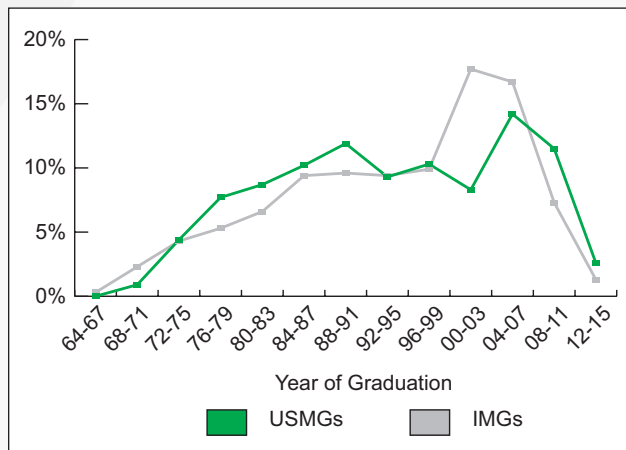
Direct patient care physicians are defined as those who have regular contact with patients. In 2017, there were 1,610 direct patient care physicians practicing in North Dakota. Of these, 1,215 (75.0%) were graduates from medical schools in the United States and Canada (USMGs) and 395 (25.0%) were international medical graduates (IMGs).

**Figure 1. USMG and IMG Physicians Working in North Dakota**



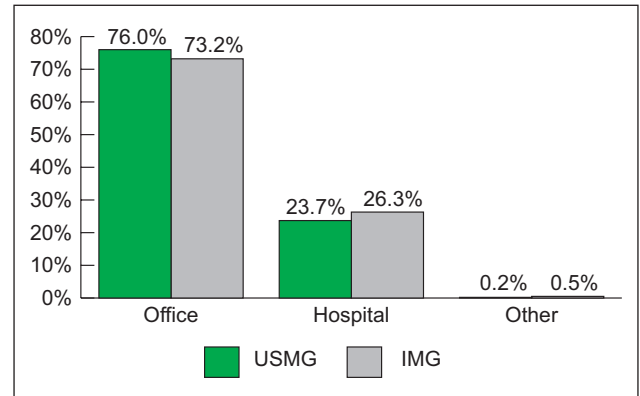
- Almost 75% of USMG and IMG physicians were male.
- Slightly more IMGs worked in urban areas than their USMG counterparts.

**Figure 2. Year of Graduation for USMG and IMG Physicians in North Dakota**



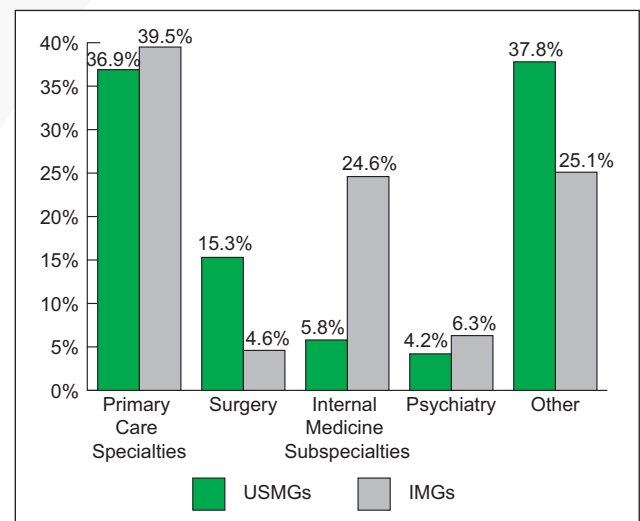
- USMGs were generally more likely to have graduated earlier than IMGs (before 1991), whereas IMGs were more likely to have graduated later (after 1999).

**Figure 3. Work Location for USMG and IMG Physicians in North Dakota**



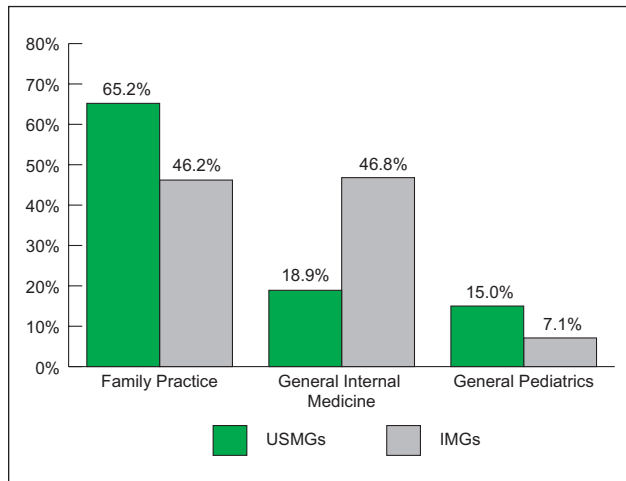
- Approximately 76.0% of USMGs worked in office-based practices as compared to 73.2% of IMGs.
- IMGs were slightly more likely to work in hospitals (26.3% vs. 23.7%) and other areas (0.5% vs. 0.2%) than USMGs.

**Figure 4. Specialties for North Dakota USMG and IMG Physicians**



- IMGs were more likely than USMGs to be in:
  - Primary Care (39.5% vs. 36.9%)
  - Internal Medicine Subspecialties (24.6% vs. 5.8%)
  - Psychiatry (6.3% vs. 4.2%)

**Figure 5. Primary Care Specialties for North Dakota USMG and IMG Physicians**



- IMGs were less likely than USMGs to be in family practice (46.2% vs. 65.2%) and general pediatrics (7.1% vs. 15.0%).
- IMGs were more likely to practice as general internists than USMGs (46.8% vs. 18.9%).

**Table 1. Average Age of USMGs and IMGs for Rural/Urban Status in North Dakota**

| Rural/Urban Status | USMG Average Age | IMG Average Age | Total       |
|--------------------|------------------|-----------------|-------------|
| Urban              | 50.8             | 47.5            | 50.0        |
| Large Rural        | 53.2             | 48.5            | 52.1        |
| Small Rural        | 54.2             | 57.2            | 54.7        |
| Isolated Rural     | 54.9             | 57.8            | 55.5        |
| <b>Total</b>       | <b>51.5</b>      | <b>48.3</b>     | <b>50.7</b> |

- The average age of North Dakota IMGs was 48.3, which was somewhat lower than the average of USMGs at 51.5.
- Physicians in small and isolated rural areas had higher average ages than those in urban and large rural areas for both USMGs and IMGs.

**Conclusions**

- In North Dakota, there was little difference in the numbers of male/female mix of USMGs compared to IMGs.
- IMGs were slightly more likely to practice in urban areas.
- USMGs were slightly older than IMGs in urban and large rural areas, and slightly younger than IMGs in small and isolated rural areas.
- Many of the IMGs graduated in the early 2000s, whereas USMGs were more likely to have graduated in the late 1980s.
- IMGs were slightly less likely to practice in office settings than USMGs, but were more likely to practice in hospitals.
- Within primary care, practicing IMGs were less likely to practice in family medicine (46.2% vs. 65.2%) and general pediatrics (7.1% vs. 15.0%) than USMGs, but were more likely to practice in general internal medicine (46.8% vs. 18.9%).

**Data**

- The physician data are from the 2017 American Medical Association Physician Masterfile.
- The national average for the physician per population is from the 2017 State Physician Workforce Data Report.