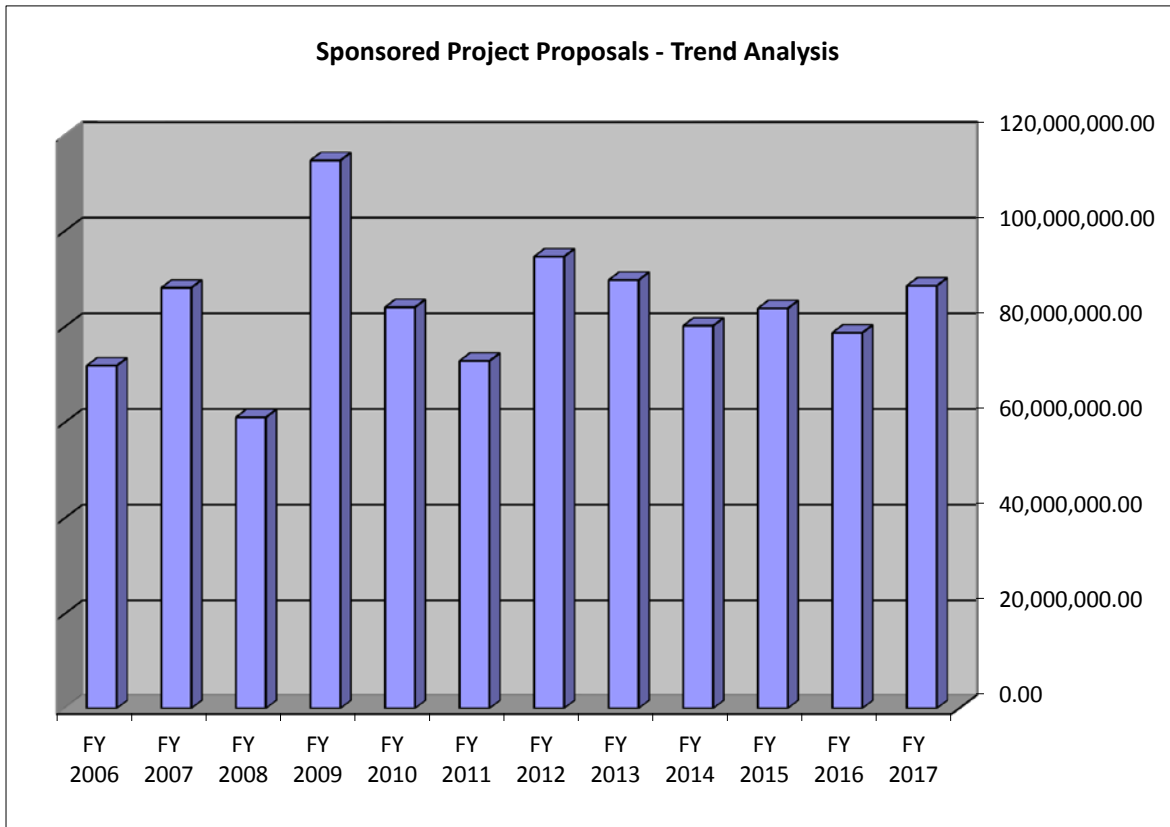


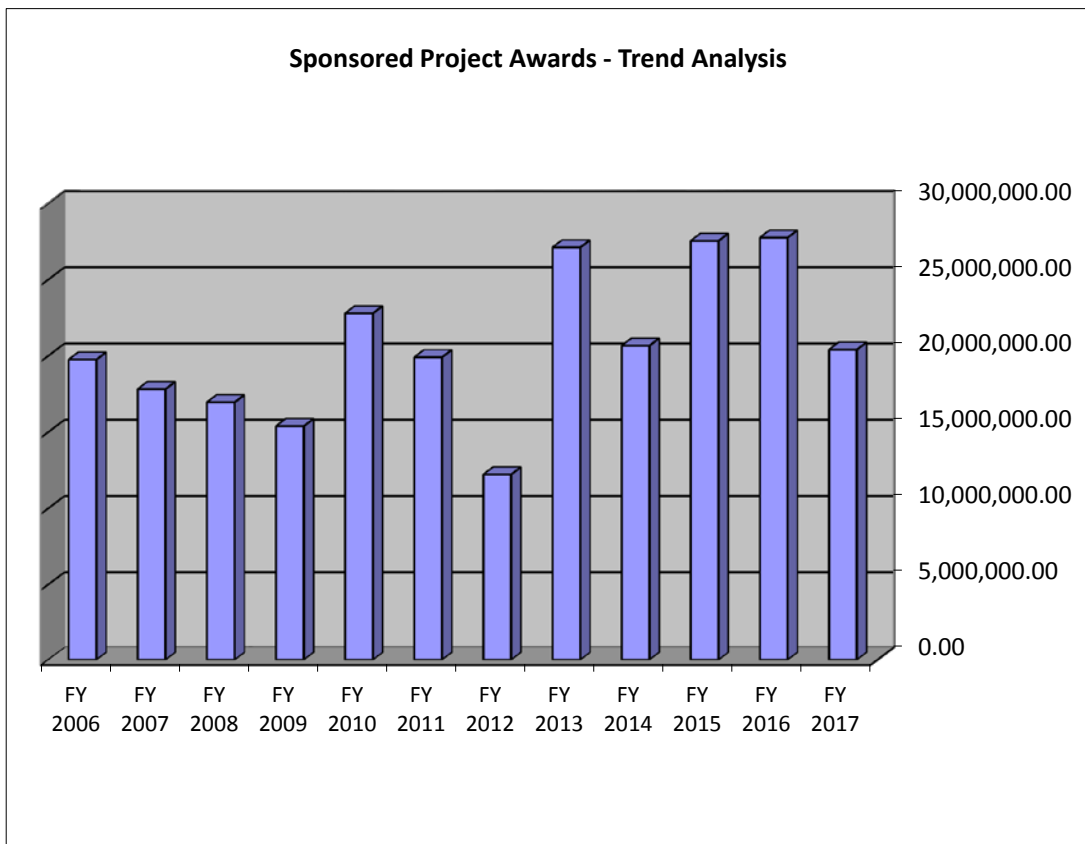
**UNDSMHS**  
**Sponsored Project Proposals - Trend Analysis**  
**FY 2017**

Fiscal Year	Proposals (\$)	Change From Last Fiscal Year (%)
FY 2017	88,587,229.00	12.50%
FY 2016	78,745,920.00	-6.08%
FY 2015	83,845,325.00	4.51%
FY 2014	80,229,236.00	-10.63%
FY 2013	89,775,503.00	-5.16%
FY 2012	94,657,147.00	29.90%
FY 2011	72,867,781.00	-13.35%
FY 2010	84,092,452.00	-26.74%
FY 2009	114,787,415.00	87.93%
FY 2008	61,078,855.00	-30.72%
FY 2007	88,156,793.00	22.65%
FY 2006	71,875,595.00	N/A
<b>Totals</b>	<b>1,008,699,251.00</b>	



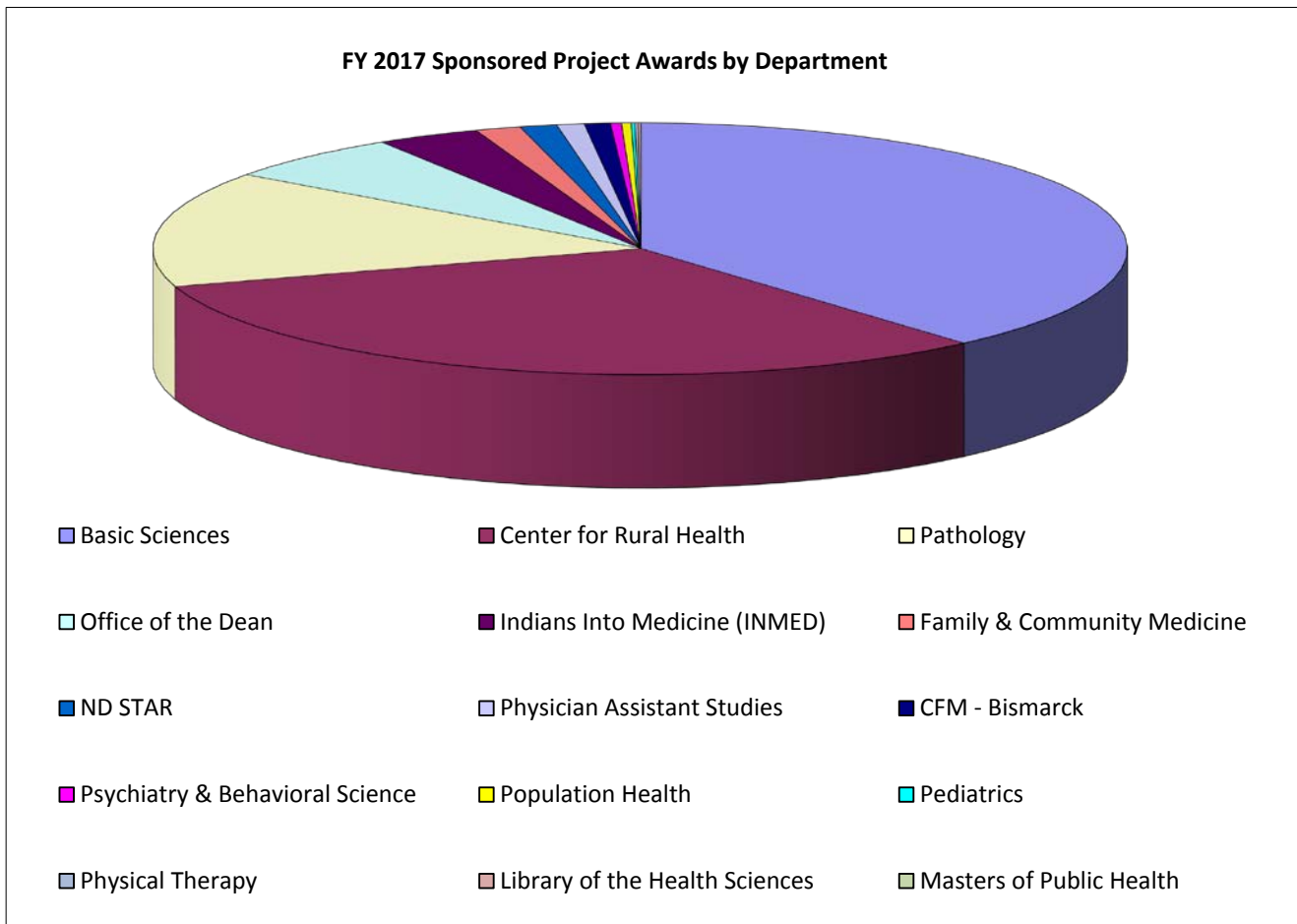
**UNDSMHS**  
**Sponsored Project Awards - Trend Analysis**  
**FY 2017**

Fiscal Year	Awards (\$)	Change From Last Fiscal Year (%)
FY 2017	20,412,330.00	-26.47%
FY 2016	27,759,188.00	0.77%
FY 2015	27,547,820.00	33.26%
FY 2014	20,672,896.00	-23.77%
FY 2013	27,118,802.00	121.73%
FY 2012	12,230,393.00	-38.59%
FY 2011	19,915,255.00	-12.63%
FY 2010	22,793,108.00	48.03%
FY 2009	15,397,295.00	-9.22%
FY 2008	16,961,705.00	-4.85%
FY 2007	17,826,904.00	-9.79%
FY 2006	19,762,531.00	N/A
<b>Totals</b>	<b><u><u>248,398,227.00</u></u></b>	



**UNDSMHS  
Sponsored Project Awards by Department  
FY 2017**

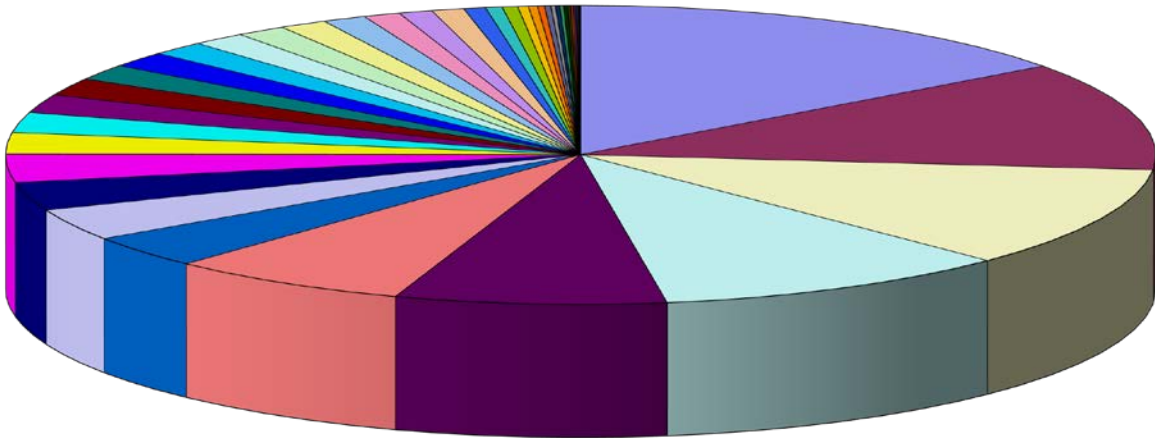
Department	Awards (\$)	Awards (#)	Percent of Total Awards
Basic Sciences	7,864,498.00	29	38.53%
Center for Rural Health	6,445,747.00	29	31.58%
Pathology	3,039,654.00	1	14.89%
Office of the Dean	1,240,498.00	9	6.08%
Indians Into Medicine (INMED)	700,000.00	2	3.43%
Family & Community Medicine	305,640.00	1	1.50%
ND STAR	250,000.00	4	1.22%
Physician Assistant Studies	185,972.00	1	0.91%
CFM - Bismarck	174,902.00	6	0.86%
Psychiatry & Behavioral Science	73,490.00	2	0.36%
Population Health	65,000.00	2	0.32%
Pediatrics	25,106.00	1	0.12%
Physical Therapy	21,427.00	1	0.10%
Library of the Health Sciences	19,396.00	4	0.10%
Masters of Public Health	1,000.00	1	0.00%
<b>Totals</b>	<b>20,412,330.00</b>	<b>93</b>	<b>100.0%</b>



**UNDSMHS**  
**Sponsored Project Awards by PI**  
**FY 2017**

<b>Principal Investigator</b>	<b>Awards (\$)</b>	<b>Awards (#)</b>	<b>Percent of Total Awards</b>
Sen, Donald	3,039,654.00	1	14.89%
Carter, Paula	2,394,454.00	4	11.73%
Singh, Brij	2,223,995.00	2	10.90%
Vaughan, Roxanne	2,058,088.00	2	10.08%
Dickson, Lynette	1,552,182.00	10	7.60%
Gray, Jacque	1,385,998.00	5	6.79%
Basson, Marc	717,792.00	2	3.52%
DeLorme, Eugene	700,000.00	2	3.43%
Geiger, Jonathan	624,627.00	5	3.06%
Bradley, David	624,341.00	3	3.06%
Combs, Colin	470,607.00	3	2.31%
Halaas, Gwen	449,114.00	3	2.20%
Wynne, Joshua	408,864.00	4	2.00%
Brissette, Catherine	386,000.00	3	1.89%
Sharma, Jyotika	347,500.00	1	1.70%
Wu, Min	345,000.00	1	1.69%
Carvelli, Lucia	312,750.00	1	1.53%
Schroeder, Shawnda	308,564.00	3	1.51%
Ghribi, Othman	284,950.00	2	1.40%
Quinn, Rebecca	271,747.00	2	1.33%
Melheim, Amy	250,000.00	4	1.22%
Hart, Lawrence	210,876.00	1	1.03%
Ward, Jody	192,426.00	2	0.94%
McHugo, Jeanie	185,972.00	1	0.91%
Gibbens, Brad	125,000.00	1	0.61%
Golovko, Mikhail	95,642.00	1	0.47%
Eken, Randy	88,842.00	2	0.44%
Scwartz, Gary	60,000.00	1	0.29%
Wonderlich, Stephen	52,110.00	1	0.26%
Doze, Van	39,984.00	2	0.20%
Willis, Karin	36,128.00	1	0.18%
Nechaev, Sergei	25,866.00	1	0.13%
Burd, Larry	25,106.00	1	0.12%
Mohr, Peggy	21,427.00	1	0.10%
Wilsnack, Sharon	21,380.00	1	0.10%
Thormodson, Kelly	18,456.00	3	0.09%
Brown-Borg, Holly	15,348.00	1	0.08%
Quisno, Jackie	11,250.00	2	0.06%
Foster, James	9,800.00	1	0.05%
Hostetter, Jeffrey	9,050.00	2	0.04%
Goldsteen, Raymond	5,000.00	1	0.02%
Nissen, Kylie	4,500.00	1	0.02%
Selya, Arielle	1,000.00	1	0.00%
Hackman, Dawn	940.00	1	0.00%
<b>Totals</b>	<b>20,412,330.00</b>	<b>93</b>	<b>100.0%</b>

### FY 2017 Sponsored Project Awards by PI

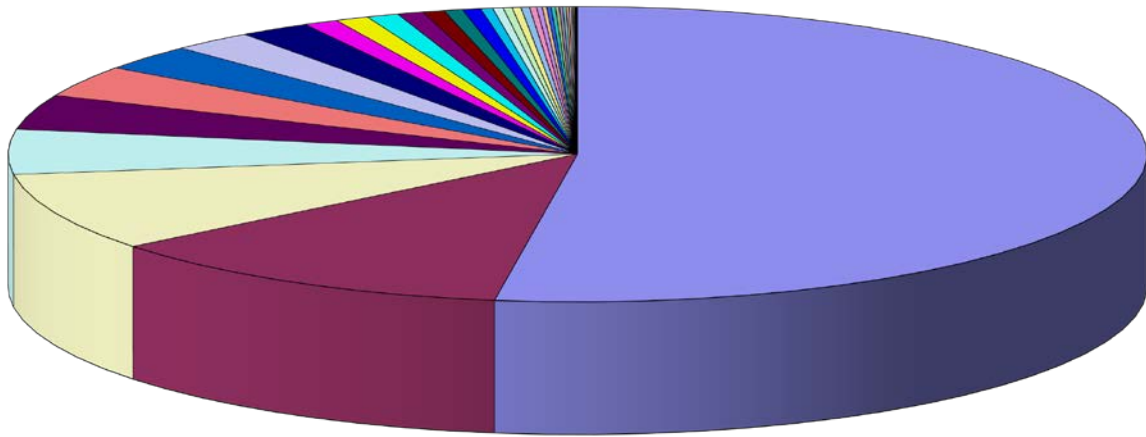


- |                      |                     |                      |                        |                      |
|----------------------|---------------------|----------------------|------------------------|----------------------|
| ■ Sen, Donald        | ■ Carter, Paula     | ■ Singh, Brij        | ■ Vaughan, Roxanne     | ■ Dickson, Lynette   |
| ■ Gray, Jacque       | ■ Basson, Marc      | ■ DeLorme, Eugene    | ■ Geiger, Jonathan     | ■ Bradley, David     |
| ■ Combs, Colin       | ■ Halaas, Gwen      | ■ Wynne, Joshua      | ■ Brissette, Catherine | ■ Sharma, Jyotika    |
| ■ Wu, Min            | ■ Carvelli, Lucia   | ■ Schroeder, Shawnda | ■ Ghribi, Othman       | ■ Quinn, Rebecca     |
| ■ Melheim, Amy       | ■ Hart, Lawrence    | ■ Ward, Jody         | ■ McHugo, Jeanie       | ■ Gibbens, Brad      |
| ■ Golovko, Mikhail   | ■ Eken, Randy       | ■ Schwartz, Gary     | ■ Wonderlich, Stephen  | ■ Doze, Van          |
| ■ Willis, Karin      | ■ Nechaev, Sergei   | ■ Burd, Larry        | ■ Mohr, Peggy          | ■ Wilsnack, Sharon   |
| ■ Thormodson, Kelly  | ■ Brown-Borg, Holly | ■ Quisno, Jackie     | ■ Foster, James        | ■ Hostetter, Jeffrey |
| ■ Goldsteen, Raymond | ■ Nissen, Kylie     | ■ Selya, Arielle     | ■ Hackman, Dawn        |                      |

**UNDSMHS**  
**Sponsored Project Awards by Sponsor**  
**FY 2017**

Sponsor	Awards (\$)	Awards (#)	Percent of Total Awards
NIH	10,681,328.00	20	52.33%
HRSA	2,431,238.00	8	11.91%
Margaret A. Cargill Foundation	1,740,000.00	1	8.52%
DHHS - Administration for Community Living	1,004,454.00	4	4.92%
ND Department of Health	776,895.00	10	3.81%
DHHS - IHS	700,000.00	2	3.43%
ND Department of Commerce	574,341.00	2	2.81%
ND Department of Human Services	471,747.00	4	2.31%
Veterans Administration	408,864.00	4	2.00%
DHHS - Administration on Aging	200,000.00	1	0.98%
Northwood Deaconess Hospital	192,426.00	2	0.94%
Department of Health & Human Services	185,000.00	2	0.91%
Multi-Sponsor	150,000.00	3	0.73%
Cooperstown Medical Center	125,000.00	1	0.61%
Global Lyme Alliance	108,000.00	1	0.53%
Sanford Research	105,493.00	3	0.52%
University of Kentucky	69,500.00	1	0.34%
Robert Wood Johnson Foundation	60,000.00	1	0.29%
Neuropsychiatric Research Institute	52,110.00	1	0.26%
Avianax, LLC	50,000.00	1	0.24%
North Dakota State Hospital	50,000.00	1	0.24%
National Science Foundation	39,984.00	2	0.20%
Drexel University	32,487.00	1	0.16%
University of Colorado	25,866.00	1	0.13%
University of South Dakota	25,106.00	1	0.12%
American Medical Association	25,000.00	1	0.12%
ND Department of Public Instruction	21,427.00	1	0.10%
University of Illinois	21,380.00	1	0.10%
University of Iowa	19,396.00	4	0.10%
University of Louisville Research Foundation, Inc.	15,348.00	1	0.08%
University of Nebraska Medical Center	15,290.00	1	0.07%
Vanderbilt University	9,800.00	1	0.05%
Coverys Community Healthcare Foundation	8,050.00	1	0.04%
Linton Hospital	4,500.00	1	0.02%
Southwest Healthcare Services	4,500.00	1	0.02%
Wishek Community Hospital & Clinic	4,500.00	1	0.02%
Presentation Medical Center	3,300.00	1	0.02%
<b>Totals</b>	<b>20,412,330.00</b>	<b>93</b>	<b>100.0%</b>

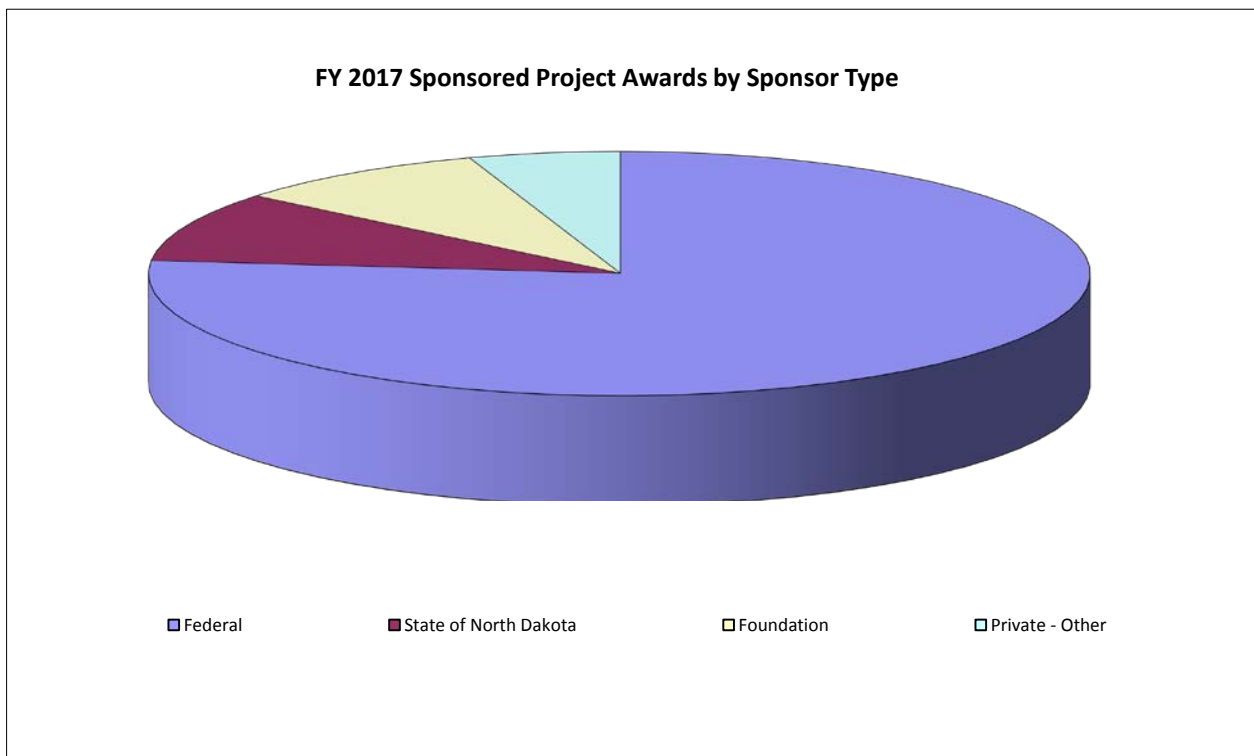
### FY 2017 Sponsored Project Awards by Sponsor



- NIH
- HRSA
- Margaret A. Cargill Foundation
- DHHS - Administration for Community Living
- ND Department of Health
- DHHS - IHS
- ND Department of Commerce
- ND Department of Human Services
- Veterans Administration
- DHHS - Administration on Aging
- Northwood Deaconess Hospital
- Department of Health & Human Services
- Multi-Sponsor
- Cooperstown Medical Center
- Global Lyme Alliance
- Sanford Research
- University of Kentucky
- Robert Wood Johnson Foundation
- Neuropsychiatric Research Institute
- Avianax, LLC
- North Dakota State Hospital
- National Science Foundation
- Drexel University
- University of Colorado
- University of South Dakota
- American Medical Association
- ND Department of Public Instruction
- University of Illinois
- University of Iowa
- University of Louisville Research Foundation, Inc.
- University of Nebraska Medical Center
- Vanderbilt University
- Coverys Community Healthcare Foundation
- Linton Hospital
- Southwest Healthcare Services
- Wishek Community Hospital & Clinic
- Presentation Medical Center

**UNDSMHS  
Sponsored Project Awards by Sponsor Type  
FY 2017**

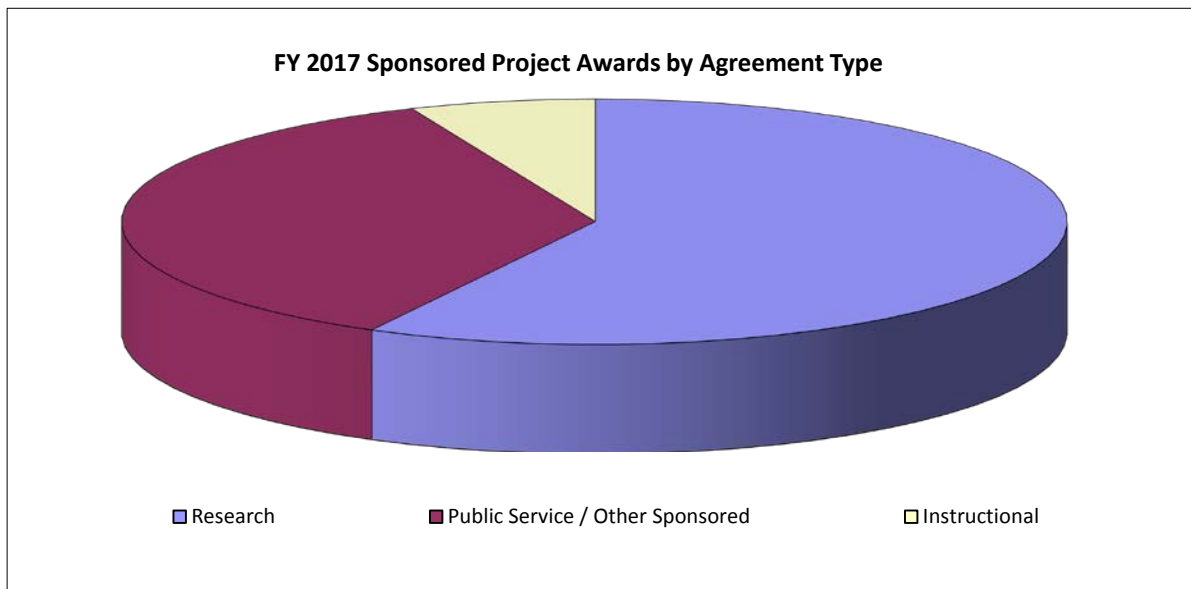
Sponsor Type	Awards (\$)	Awards (#)	Percent of Total Awards
Federal	15,650,868.00	43	76.67%
State of North Dakota	1,894,410.00	18	9.28%
Foundation	1,808,050.00	3	8.86%
Private - Other	1,059,002.00	29	5.19%
<b>Totals</b>	<b>20,412,330.00</b>	<b>93</b>	<b>100.0%</b>





**UNDSMHS**  
**Sponsored Project Awards by Agreement Type**  
**FY 2017**

<b>Agreement Type</b>	<b>Awards (\$)</b>	<b>Awards (#)</b>	<b>Percent of Total Awards</b>
Research	11,798,927.00	35	57.80%
Public Service / Other Sp	7,318,567.00	51	35.85%
Instructional	1,294,836.00	7	6.34%
<b>Totals</b>	<b>20,412,330.00</b>	<b>93</b>	<b>100.0%</b>



**UNDSMHS SPONSORED PROJECT QUARTERLY REPORT**  
**2nd, 3rd, 4th Quarters FY 2017 Combined**  
**(October 1, 2016 through June 30, 2017)**

**Awards (\$)**

Fiscal Year	1st Quarter	2nd Quarter	3rd Quarter	4th Quarter	Cumulative
2017	5,393,409.00	3,280,381.00	1,902,286.00	9,836,254.00	20,412,330.00
2016	9,731,178.00	1,589,424.00	2,099,372.00	14,339,214.00	27,759,188.00
2015	15,536,728.00	929,233.00	1,824,694.00	9,257,165.00	27,547,820.00
2014	12,280,166.00	2,766,218.00	943,603.00	4,682,909.00	20,672,896.00
2013	17,823,498.00	1,126,157.00	1,226,325.00	6,942,822.00	27,118,802.00

**Awards (#)**

Fiscal Year	1st Quarter	2nd Quarter	3rd Quarter	4th Quarter	Cumulative
2017	36	18	14	25	93
2016	36	20	34	33	123
2015	34	8	15	18	75
2014	33	11	16	32	92
2013	39	7	16	31	93

**Proposals (\$)**

Fiscal Year	1st Quarter	2nd Quarter	3rd Quarter	4th Quarter	Cumulative
2017	9,139,387.00	15,426,274.00	35,549,380.00	28,472,188.00	88,587,229.00
2016	17,514,188.00	8,600,850.00	36,310,575.00	16,320,307.00	78,745,920.00
2015	4,917,875.00	18,659,882.00	38,065,438.00	22,202,130.00	83,845,325.00
2014	10,226,434.00	18,106,838.00	34,346,372.00	17,549,592.00	80,229,236.00
2013	9,028,167.00	22,178,430.00	28,846,728.00	29,722,178.00	89,775,503.00

**Proposals (#)**

Fiscal Year	1st Quarter	2nd Quarter	3rd Quarter	4th Quarter	Cumulative
2017	24	23	41	39	127
2016	38	29	63	53	183
2015	19	29	41	37	126
2014	28	36	43	38	145
2013	23	40	30	44	137

