

NORTH DAKOTA MEDICINE

THE UNIVERSITY OF NORTH DAKOTA SCHOOL OF MEDICINE & HEALTH SCIENCES

The Partnership of Hope

**UND School of
Medicine and
Health Sciences
Class of 2017**

**Student
Writing and Art**

Summer 2017
VOLUME 42, NUMBER 2
www.ndmedicine.org

UND SCHOOL OF MEDICINE
& HEALTH SCIENCES
UNIVERSITY OF NORTH DAKOTA






— THIS IS —
YOUR
— LEGACY. —

IMAGINE THE FUTURE

Our students choose a career in healthcare because they have a true desire to help people. You can help create the future by supporting students across all programs in our school.

Biomedical Sciences | Medical Doctor
Medical Laboratory Science | Occupational Therapy
Physician Assistant Studies | Physical Therapy
Public Health | Sports Medicine

UNDalumni.org/medicine





NORTH DAKOTA MEDICINE

THE UNIVERSITY OF NORTH DAKOTA SCHOOL OF MEDICINE & HEALTH SCIENCES

FEATURES

Doctor of Medicine Class of 2017	10
The Partnership of Hope It began with a phone call three decades ago.	14
Student Writing and Art	17

DEPARTMENTS

Dean's Letter	4
News Briefs	6
Guest Author—Richard Van Eck	18
Student Profile—Ciciley Littlewolf	20
Alumni Profile—PT Family Tree	22
Alumni Notes	24
Philanthropy	25
Workforce	26
In Memoriam	28
Parting Shots—Class of 2017	30

UNIVERSITY OF NORTH DAKOTA SCHOOL OF MEDICINE AND HEALTH SCIENCES

MARK KENNEDY, President, University of North Dakota

JOSHUA WYNNE, Vice President for Health Affairs and
Dean, School of Medicine and Health Sciences

EDITOR Denis MacLeod
WRITERS Stacy Kusler, Denis MacLeod,
Pablo Pedraza, Jessica Sobolik,
Richard Van Eck
CONTRIBUTORS Kristen Peterson
GRAPHIC DESIGN Laura Cory, John Lee, Victoria Swift
PHOTOGRAPHY Lifetouch Special Events, Heather Liebe,
Wanda Weber

www.ndmedicine.org

WEBMASTER Eric Walter

ON THE COVER Ed Carlson addresses the audience at
"Sight Night." See the story on page 14.

NORTH DAKOTA MEDICINE (ISSN 0888-1456;
USPS 077-680) is published four times a year (March, June,
September, December) by the University of North Dakota
School of Medicine and Health Sciences, Room W103,
1301 N. Columbia Road Stop 9037, Grand Forks, ND
58202-9037.
Periodical postage paid at Grand Forks, ND.

Printed at Forum Communications Printing, Fargo, ND.

All articles published in **NORTH DAKOTA MEDICINE**,
excluding photographs and copy concerning patients,
can be reproduced without prior permission from the editor.



**POSTMASTER: Send address corrections to:
ND Medicine Address Correction**

UND School of Medicine and Health Sciences

Office of Alumni and Community Relations, Attn: Kristen Peterson
1301 North Columbia Rd. Stop 9037, Grand Forks, ND 58202-9037

E-mail: kristen.peterson@med.und.edu

Phone: 701-777-4305

NORTH DAKOTA MEDICINE is available online at www.ndmedicine.org

Groundwork, Growth, and Gratitude



It was twenty years ago this spring that Grand Forks and UND endured the flood of 1997, one of the worst natural disasters ever to affect this region. But look at the remarkable progress and growth that the SMHS has experienced since then. There has been a dramatic growth in health career programs, with an attendant growth in facilities to support those various programmatic advances. Out of the flooded basement of the old building came a bevy of new student spaces for the small-group-based patient-centered-learning (PCL) approach that the School instituted two decades ago. Then it was novel to introduce students to a patient case study in their first year of medical school, and even more revolutionary to have the students be active learners, rather than sitting passively in a lecture hall. Now this approach has become the standard.

So too is our more recent emphasis on interprofessional education as a prelude to interprofessional patient care once our students graduate and go into clinical practice. And here, too, we've been able to shape our educational space around our curricular approach, just as we did with the old PCL rooms and patient-centered learning. Now we have eight learning communities in the new building, where students studying a variety of health disciplines are housed together to encourage interprofessionalism. Our curricular innovations have continued over time, and we've been able to adapt our facilities accordingly. Adaptability and being responsive to changing times clearly is important, but change itself can be challenging.

For example, the transition from the 2016–17 academic year to the start of the new one on July 1 will bring many changes. This past May, we wished several hundred graduating students well in their healthcare and related biomedical careers that they would be pursuing following graduation. And we will welcome

hundreds more over the summer and with the start of the fall semester this coming August. One thing is for sure—our students are wonderfully prepared for their burgeoning careers, thanks to the efforts of the faculty and staff at the School.

Similarly, it is bittersweet to experience the departure from the School of faculty and staff because of retirement and relocation, but this is balanced by the excitement of new arrivals. Over a dozen faculty and staff have executed voluntary separation agreements from UND as a part of the budget reconciliation process, and several others are leaving for other reasons, often family- or career-related. Two of the retirees are members of the School's senior management team—Senior Associate Dean for Education Dr. Gwen W. Halaas and Associate Dean for Administration and Finance Randy Eken. Dr. Halaas will be leaving us in mid-July. However, the imprint that she left on the School will last well beyond her last day. Dr. Halaas has been a passionate advocate for interprofessional education and patient care delivery, an approach that has been emulated elsewhere and is accepted as one of the bedrocks that will form the foundation of the healthcare system of the future. There is no more tangible evidence of this critically important tenet of the SMHS approach than in the new building, with its eight learning communities that embody interprofessionalism. Dr. Halaas—leader, teacher, scholar, doctor, mentor, and friend—has contributed greatly to the students, faculty, and staff at the SMHS, and has enriched our programs and activities. She will be missed.

The School—and I—also will greatly miss Randy Eken after his 38 years of service here. He is one of my most trusted advisers, and his influence and advice will be dearly missed. On the other hand, I'm thrilled that he is choosing to do what he and his family have decided is best for them—and that's to have husband, father,

and grandpa Randy around more! Lucky for them, that's for sure. But Randy has built a great team here at the SMHS, and I'm confident that they will carry on in grand fashion after July 1.

If there was one component of his job that Randy enjoyed most, it probably was his involvement in new facility construction. Looking back over the last two decades since the flood, here are the building projects where Randy played a major role:

- Renovations on the old building following the flood, including the construction of the PCL rooms.
- Construction of a state-of-the-art vivarium.
- Construction of a neurosciences research laboratory building.
- Construction of the Clinical Education Center on the Northeast (Grand Forks) Campus.
- Construction of the new home for the Center for Family Medicine on the Northwest (Minot) Campus.
- Construction of the new home for the Center for Family Medicine on the Southwest (Bismarck) Campus.
- Construction of the 325,000-sq.-ft. spectacular new SMHS building on the Northeast (Grand Forks) Campus.

If there is one design theme that is found over and over in the new building, it is the focus on team approaches to learning, research, and service. The building abounds in small-group learning spaces and the aforementioned eight learning communities to develop interprofessional experiences and skills. But "team science" also is featured through the construction of open research laboratories that foster interdisciplinary research. Unlike the labs of old, where each investigator had her own laboratory that was separated from her colleague's lab by a solid wall, we've figuratively (and literally!) knocked down the walls in the new building, where research tables run unimpeded throughout the labs without walls that, in the past, also functioned as barriers to collaborative research.

And we will miss Assistant Director of Alumni and Community Relations Denis MacLeod, who also is the editor of *North Dakota Medicine*. He, too, will be retiring at the end of June. Denis has contributed to most of the School's publications as writer, editor, or reviewer. So if you notice any typos in this issue, you can blame only me!

On balance, though, in the two decades since the flood, the SMHS has experienced phenomenal growth in its programs and facilities. Our purpose is clear—to help secure the necessary healthcare workforce for North Dakota and the region, and to improve the lives of North Dakotans through the discovery of new knowledge and service to the people. We take that charge seriously, and strive to live up to the high expectations that the citizens of the state have for us.



Joshua Wynne, MD, MBA, MPH
UND Vice President for Health Affairs
and Dean

Congratulations! Frank N. Low Research Day award winners named

We want to thank all of you who participated in making the 37th Annual Frank N. Low Research Day a success. We appreciate the high level of participation by students, faculty, and staff at the School of Medicine and Health Sciences. Special thanks to UND Vice President for Health Affairs and Dean of the School of Medicine and Health Sciences Joshua Wynne, MD, MBA, MPH, for ongoing support of this important annual event and for providing welcoming remarks for the keynote speaker.


We were pleased to have keynote speaker T. Colin Campbell, PhD, Jacob Gould Schurman Professor Emeritus of Nutritional Biochemistry at Cornell University, present his address, "Nutrition should be a medical specialty." He serves on the board of the Ithaca, New York, based T. Colin Campbell Center for Nutrition Studies.

Participants presented 109 posters. Invited talks were given by Travis Alvine, SMHS Department of Biomedical Sciences, (mentor: David Bradley); Peter Knopick, Department of Biomedical Sciences, (mentor: David Bradley); Timothy Casselli, postdoctoral, (mentor: John Watt); Brandon Fisher, medical student, (mentor: Dinesh Bande and Tze Lo); Samantha Guenther, Department of Occupational Therapy, (mentor: Janet Jedlicka); Brent Klinkhammer, resident, (mentor: Thomas Haldis); Waqas Kayani, resident, (mentor: Dr. Khan); and Alexander Fife, medical student, (mentor: Suba Nookala).

Among the poster judges was special guest Professor Kurt H. Albertine, PhD, University of Utah School of Medicine in Salt Lake City, whose research focuses on acute and chronic lung disease, with an emphasis on neonatal chronic lung disease. He is the editor of the *Anatomical Record*, a journal of the American Association of Anatomists. He was visiting the School to honor Edward Carlson, PhD, Chester Fritz Distinguished Professor Emeritus and Karl and Carolyn Kaess Professor of Anatomy and Cell Biology. Albertine volunteered to be a judge when he heard that his visit coincided with Frank N. Low Research Day.

Special thanks go to Assistant Professor Xuesong Chen, PhD, Department of Biomedical Sciences; and Frank N. Low Research Day Coordinator Joann Johnson, whose efforts ensured the success of the event.

The winners of the best student poster awards earned \$100 each from the Office of the Dean. The winners by category (mentors in parentheses) were the following:



Frank N. Low Research Day poster session

Biomedical Sciences Graduate Students

Brandee Stone (Catherine Brissette)

Peter Knopick (David Bradley)

Daniell Stanislawski (Roxanne A. Vaughan and James D. Foster)

Health Sciences Graduate Students

Courtney Funk (Julie Grabanski), Occupational Therapy

Leah Sherman (Sarah Nielson), Occupational Therapy

Master of Public Health

Arnold Forlemu (Yvonne Jonk)

Undergraduate

Danielle Germundson (Colin Combs and Kumi Nagamoto-Combs)

Medical Student—Clinical

Alexis Hanson (Marc Basson)

Medical Student—Basic

Alexander Fife (Suba Nookala)

Postdoctoral

Janani Kumar (Archana Dhasarathy)

Resident

Travis Swartz (Andrew Bakken)

Megan Hilgers named Student Employee of the Year

The 9th annual Student Employee of the Year was recently announced at the Leadership Awards. Megan Hilgers received the award for her position as the facility manager at the UND Wellness Center. As the winner of the 2017 UND Student Employee of the Year, Megan was awarded a \$500 scholarship.



Megan Hilgers

Megan is a second-year occupational therapy student at the UND SMHS and has worked at the Wellness Center for almost four years. She has risen from her position as a desk assistant to facility manager, and has excelled greatly in each and every role she takes on.

As facility manager, Megan oversees the welcome desk area that includes student access, sales, and equipment checkout. She also supervises other student staff and is the chief policy enforcer in the building. She initiates facility safety and requires in-depth knowledge of all emergency response protocols.

“It is almost not worth mentioning that Megan is ever punctual, cheerful, and effective in her work; these are traits all nominees possess. What sets Megan apart from other student employees at the Wellness Center is twofold: her passion for her work and her continued growth in the position,” said Megan’s supervisor, Paul Jensen.

Jensen talks highly of Megan’s attributes, expectations that she has raised, leadership style, and overall impact that she has made at the Wellness Center throughout the time she has worked there.

Megan was also named 2017 Student Employee of the Year for the state of North Dakota by the Midwest Association of Student Employment Administrators and was presented with a cash award.

This article originally appeared in the *University Letter*.

Doctor of Medicine Class of 2017 Award Winners

Medical students of the MD Class of 2017 and faculty of the University of North Dakota School of Medicine and Health Sciences were recognized by the School at the Commencement Awards presentation on May 14. For the names and hometowns of the award winners, please visit <https://goo.gl/PeukhJ>.

Sophomore Awards presented at School of Medicine and Health Sciences



Portrait Award—MS II Jacy O’Keefe, Michelle Montgomery, and Dean Joshua Wynne

Outstanding Teacher Awards

- **Portrait Award**—*Michelle Montgomery, MSW, LCSW, Wellness Advocate, Psychiatry & Behavioral Science; and Co-Team Leader, Interprofessional Healthcare Course* For outstanding support of students during their first two years of medical education.
- **Golden Apple Award**
For excellence in teaching, presented to the instructor whose instruction has had the greatest impact on the class. Presented by Sophomore Students to *Walter L. Kemp, MD, PhD, Associate Professor, Pathology.*
- **Golden Apple Award**
For excellence in teaching, presented to the instructor whose instruction has had the greatest impact on the class. Presented by Freshman Students to *Jane R. Dunlevy, PhD, Associate Professor, Biomedical Sciences.*

For the names and hometowns of all the award winners, please visit <https://goo.gl/td5r70>.

UND doctors honored with Tow Humanism in Medicine Awards



Jennifer Raum, her nominator, Mark Schlotterback, and UND SMHS Dean Joshua Wynne

Jennifer D. Raum, MD, clinical associate professor of internal medicine at the University of North Dakota School of Medicine and Health Sciences, and an internal medicine specialist for Sanford Health in Fargo, N.Dak., was honored with the prestigious Leonard Tow Humanism in Medicine Faculty Award at the School's commencement on May 14. Brandon L. Potter, MD, a 2017 UND medical school graduate, received the Tow Award for graduating medical students.

Each year, Leonard Tow Humanism in Medicine Awards are presented to a graduating student and faculty member at over 100 of the nation's medical schools. The Gold Foundation began the award in 1991 at Columbia University College of Physicians & Surgeons. The Healthcare Foundation of New Jersey began replicating these awards nationwide in 1998, with participation from the Gold Foundation. In 2003, with a generous donation from Leonard Tow, these awards became solely sponsored and administered by the Gold Foundation. This award is given to those who best demonstrate the Foundation's ideals of outstanding compassion in the delivery of care; respect for patients, their families, and health care colleagues; and clinical excellence.

Jennifer D. Raum

"Though her teaching and clinical skills are superb, Dr. Raum's most defining feature is her genuine care for the well-being of others," said Mark Schlotterback, MD Class of 2017. He worked to nominate Raum for the award. "Dr. Raum exudes genuine care, professionalism, and compassion in all that she does."

"She speaks with integrity and carries herself with rich authenticity. She inspires me to view medicine as a sacred calling of service, a calling for which she demonstrates reverence and selfless devotion."



Patrick Carr, Brandon Potter, and UND SMHS Dean Joshua Wynne

A Grand Forks, N.D., native, Raum has been a faculty member of the UND SMHS since 2008. She is a 2001 graduate of the University of North Dakota School of Medicine and Health Sciences and completed her residency training in internal medicine at Georgetown University Hospital in Washington, D.C. She is board-certified in internal medicine by the American Board of Internal Medicine.

"I am a better person for knowing her," Schlotterback said. "I believe her colleagues and patients would say likewise."

Brandon L. Potter

In June of 2016, Denver, Colo., native Brandon L. Potter, MD 2017, was nominated by his peers to be one of 10 students inducted into the Gold Humanism Honor Society. Nominees were chosen based on the characteristics of humanism—integrity, excellence, compassion, altruism, respect, and empathy.

This year, Potter was chosen from the 10 inductees by the School's Gold Humanism Honor Society Selection Committee to receive the 2017 Tow Humanism in Medicine Award. The committee is composed of the third- and fourth-year class presidents and six faculty members.

"Brandon is the embodiment of what we look for in a physician," said Associate Professor of Biomedical Sciences Patrick A. Carr, PhD, director of Education Resources and assistant dean for Faculty Development, in his nomination letter. "He is selfless, personable, calm, understanding, and most importantly, places the highest value on the human connection. Brandon is most highly respected by both his peers and faculty."

Ashley Evenson earns Meritorious Service Award



President Kennedy and Ashley Evenson

Ashley Evenson, MPH, program manager in the Master of Public Health Program, was honored with a prestigious Meritorious Service Award from the University of North Dakota at the 2017 Annual Staff Recognition Ceremony and Luncheon on Tuesday, May 9.

The Meritorious Service Awards are given in recognition of individuals who best reflect honor upon the University and community through a combination of job performance, relationship with associates, and the ability to relate their work to the missions and values of the University. The \$1,000 Meritorious Service awards are given to employees chosen by the selection committee based on nominations submitted to Human Resources by employees at UND.

Ashley was nominated by MPH Assistant Professors Arielle Selya, PhD, and Laura Hand, MPP, PhD. At the ceremony, UND President Mark Kennedy presented the award to Ashley, and Patricia Hanson, UND director of Human Resources, read the following citation from the nomination letter about Ashley's service to the School of Medicine and Health Sciences:

"This employee is essential to upholding the missions and values of our program. She was heavily involved in helping us achieve our first accreditation. She is genuinely interested in making our program the best it can be. She regularly alerts faculty to relevant opportunities for them, including funding opportunities, teaching workshops, and professional conferences. She frequently attends campus workshops and webinars and will report interesting take-aways to faculty, covering anything that can improve our program. She also takes the time and effort to tailor these activities and tips to specific needs of individual faculty members. Additionally, she disseminates opportunities to students such as assistantships, scholarships, jobs and internships, and professional development opportunities. She initiates social events in our area to keep us engaged and connected. After student orientation in our program, she personally hand wrote thank you notes to all of the participating faculty members. Through actions like these, she makes everyone in the Master of Public Health Program feel welcome and appreciated."

UND School of Medicine and Health Sciences recognizes volunteer faculty

The University of North Dakota School of Medicine and Health Sciences presented the Dean's Special Recognition Awards for Outstanding Volunteer Faculty to the following physicians during commencement ceremonies on Sunday, May 14.

- *Jacob A. Fish, MD*, Clinical Assistant Professor of Pediatrics and alumnus (MD Class of 2011) Fargo, North Dakota.
- *Amy M. Juelson, MD*, Clinical Assistant Professor of Pediatrics and alumna (MD Class of 2005) Bismarck, North Dakota.
- *Robert G. Kemp, MD*, Clinical Instructor of Family and Community Medicine and alumnus (MD Class of 1992) Williston, North Dakota.
- *Patricia J. Lindholm, MD*, Clinical Assistant Professor of Family and Community Medicine, Fergus Falls, Minnesota.
- *William Matt Lowe II, MD*, Clinical Assistant Professor of Obstetrics and Gynecology, Dickinson, North Dakota.
- *Alicia M. Norby, MD*, Clinical Assistant Professor of Internal Medicine and alumna (MD Class of 2006) Minot, North Dakota.
- *Timothy L. Pansegrau, MD*, Clinical Associate Professor of Surgery, Bismarck, North Dakota.
- *Douglas J. Renton, MD*, Clinical Assistant Professor of Internal Medicine and alumnus (MD Class of 2002) Bismarck, North Dakota.
- *Troy S. Russon, MD*, Clinical Assistant Professor of Surgery, Bismarck, North Dakota.
- *Sara R. Solberg, MD*, Clinical Assistant Professor of Obstetrics and Gynecology and alumna (MD Class of 2000) Williston, North Dakota.
- *Eduardo P. Yabut, MD*, Clinical Assistant Professor of Psychiatry and Behavioral Science, Jamestown, North Dakota.

"As a community-based school, we could not carry out our educational mission without the dedication and sacrifice of our voluntary faculty members," said Joshua Wynne, MD, MBA, MPH, UND vice president for health affairs and dean of the SMHS. "In large measure, the quality of our medical education program is dependent on the many physicians throughout the state who serve as volunteer faculty members. They have added and incorporated this activity into their daily medical practices and welcomed our medical students to learn from them and their patients."

"We are fortunate to have many dedicated physicians from across North Dakota who teach," Wynne said. "In fact, a larger proportion of the physicians in North Dakota are voluntary faculty members than in any other state. Of the roughly 1,700 physicians in the state, over 1,200 have voluntary clinical faculty appointments at the School. That's more than two out of three—quite a remarkable and noteworthy indication of the degree of commitment that our doctors have to educating the next generation of caregivers."

UND School of Medicine and Health Sciences Doctor of Medicine Class of 2017



Tanner Anderson
Drayton, North Dakota,
Transitional Year
Residency, Gundersen
Lutheran Medical
Foundation, La Crosse,
Wisconsin; Radiology-
Diagnostic Residency,
Mayo Clinic College of
Medicine and Science,
Rochester, Minnesota



David Collins
Carrington, North
Dakota, Emergency
Medicine Residency,
University of Missouri-
Columbia School of
Medicine Program,
Columbia, Missouri



Jennifer Dobis
Fargo, North Dakota,
Family Medicine
Residency, Altru Health
System, Grand Forks,
North Dakota



Rebecca Asp
Hankinson, North
Dakota, Pediatrics
Residency, University of
Washington, Seattle,
Washington



Natalie Crawford
Devils Lake, North
Dakota, Radiology-
Diagnostic Residency,
Providence Sacred Heart
Medical Center, Spokane,
Washington



Andrew Dockter
Bismarck, North Dakota,
Surgery-Preliminary
Residency, University of
North Dakota School of
Medicine and Health
Sciences, Grand Forks,
North Dakota



Ryder Bekkedahl
Fargo, North Dakota,
Obstetrics-Gynecology
Residency, University of
Arizona College of
Medicine-Phoenix,
Phoenix, Arizona



Cassandra Cross
Oregon City, Oregon,
Neurology Residency,
Mayo Clinic College of
Medicine and Science,
Rochester, Minnesota



Tyler Downing
Locust Grove, Oklahoma,
Surgery-Preliminary
Residency, University of
Colorado-Denver School
of Medicine, Aurora,
Colorado



Amy Borys
Cando, North Dakota,
Emergency Medicine
Residency, Health
Partners Institute for
Education and
Research/Regions
Hospital, Saint Paul,
Minnesota



Kelvin Dan
Chilchilbeto, Arizona,
Internal Medicine
Residency, University of
Arizona College of
Medicine-Phoenix,
Phoenix, Arizona



Jason Duchscherer
Bismarck, North Dakota,
Neurology Residency,
University of Iowa
Hospitals and Clinics,
Iowa City, Iowa



Collette Chorney
Townsend, Montana,
Pediatrics Residency,
University of Wisconsin
Hospital and Clinics,
Madison, Wisconsin



Siddhant Dash
Fargo, North Dakota,
Transitional Year
Residency, University of
North Dakota School of
Medicine and Health
Sciences, Fargo, North
Dakota; Radiology-
Diagnostic Residency,
University of Colorado-
Denver School of Medicine,
Aurora, Colorado



Shelby Dvorak
Dickinson, North Dakota,
Family Medicine
Residency, Christ
Hospital/University of
Cincinnati College of
Medicine, Cincinnati,
Ohio

**Graduates listed by
hometown and residencies.**



Erin Follman
Devils Lake, North Dakota, General Surgery Residency, University of North Dakota School of Medicine and Health Sciences, Grand Forks, North Dakota



Zachary Fowler
Minot, North Dakota, General Surgery Residency, Hofstra Northwell School of Medicine, New Hyde Park, New York



Alec Ganske
Mankato, Minnesota, Transitional Year Residency, Gundersen Lutheran Medical Foundation, La Crosse, Wisconsin; Radiology-Diagnostic Residency, Mayo Clinic College of Medicine and Science, Rochester, Minnesota



Marcus Geffre
Mayville, North Dakota, General Surgery Residency, Hennepin County Medical Center, Minneapolis, Minnesota



Kelsey Gladen
Wahpeton, North Dakota, Pediatrics-Anesthesiology Residency, Johns Hopkins University, Baltimore, Maryland



Malia Grosskreutz
Honolulu, Hawaii, Medicine-Preliminary/Dermatology Residency, University of Kansas School of Medicine, Kansas City, Kansas; Dermatology Residency, University of Kansas School of Medicine Kansas City, Kansas



Michael Gruchalla
Fargo, North Dakota, Transitional Year Residency, University of North Dakota School of Medicine and Health Sciences, Fargo, North Dakota; Anesthesiology Residency, Mayo Clinic College of Medicine and Science, Rochester, Minnesota



Wesley Halseth
Minot, North Dakota, General Surgery Residency, University of South Dakota Sanford School of Medicine, Sioux Falls, South Dakota



Erik Heitkamp
Lisbon, North Dakota, Internal Medicine Residency, University of North Dakota School of Medicine and Health Sciences, Fargo, North Dakota



Regan Helbling
Fergus Falls, Minnesota



Christopher Hellekson
Billings, Montana, Transitional Year Residency, Spokane Teaching Health Center, Providence Sacred Heart Medical Center, Spokane, Washington; Radiation Oncology Residency, University of Utah, Salt Lake City, Utah



Alec Hildenbrand
Minot, North Dakota, Internal Medicine Residency, Creighton University, Omaha, Nebraska



Ashley Horner
Valley City, North Dakota, Family Medicine Residency, University of North Dakota School of Medicine and Health Sciences, Fargo, North Dakota



Kimberly Hushagen
Ypsilanti, North Dakota, Pediatrics Residency, Penn State Milton S. Hershey Medical Center, Hershey, Pennsylvania



Luke Hushagen
Bismarck, North Dakota, Internal Medicine Residency, Penn State Milton S. Hershey Medical Center, Hershey, Pennsylvania



Alexander Johnson
Bismarck, North Dakota, Internal Medicine Residency, Southern Illinois University, Springfield, Illinois



Brady Junes
Menahga, Minnesota,
Family Medicine
Residency, Altru Health
System, Grand Forks,
North Dakota



Bryan LaBore
Bismarck, North Dakota,
Internal Medicine
Residency, University of
Utah, Salt Lake City, Utah



Megan Meyer
Fairmount, North Dakota,
Internal Medicine
Residency, Mayo Clinic
College of Medicine and
Science, Scottsdale,
Arizona



Amanda Kleppe
Carrington, North
Dakota, Radiology-
Diagnostic Residency,
Indiana University School
of Medicine, Indianapolis,
Indiana



Grant Larson
Fargo, North Dakota,
Radiology-Diagnostic
Residency, University of
Minnesota, Minneapolis,
Minnesota



Laura Morgan
Thompson, North
Dakota, Family Medicine
Residency, Altru Health
System, Grand Forks,
North Dakota



Brent Klinkhammer
Mahnomon, Minnesota,
Internal Medicine
Residency, University of
Nebraska Medical Center
College of Medicine
Program, Omaha,
Nebraska



Lucy Ledyard
Whitefish, Montana,
Transitional Year
Residency, Spokane
Teaching Health Center,
Providence Sacred Heart
Medical Center, Spokane,
Washington; Dermatology
Residency, University of
Vermont Medical Center,
Burlington, Vermont



Amber Nielsen
New England, North
Dakota, Family Medicine
Residency, Idaho State
University, Pocatello,
Idaho



Ethan Kraft
Fargo, North Dakota,
Otolaryngology
Residency, University of
Minnesota, Minneapolis,
Minnesota



Heather Liebe
Cary, North Carolina,
General Surgery
Residency, Ochsner Clinic
Foundation, New Orleans,
Louisiana



Adam Nygard
Grand Forks, North
Dakota, Medicine-
Preliminary/Radiology
Residency, University of
Kansas School of
Medicine, Kansas City,
Kansas; Radiology-
Diagnostic Residency,
University of Kansas
School of Medicine,
Kansas City, Kansas



Bradley Kvamme
West Fargo, North
Dakota, Radiology-
Diagnostic Residency,
University of Iowa
Hospitals and Clinics,
Iowa City, Iowa



Matthew McGee
Minot, North Dakota,
Internal Medicine
Residency, University of
Iowa Hospitals and
Clinics, Iowa City, Iowa



Jamie Odden
Fargo, North Dakota,
Transitional Year
Residency, University of
Pittsburgh Medical Center
Medical Education,
Pittsburgh, Pennsylvania;
Ophthalmology
Residency, University of
Pittsburgh Medical Center
Medical Education,
Pittsburgh, Pennsylvania



Cole Laber
Napoleon, North Dakota,
Anesthesiology Residency,
Mayo Clinic College of
Medicine and Science,
Rochester, Minnesota



Steven McKnight
Gig Harbor, Washington,
Neurology Residency,
National Capital
Consortium Walter Reed
National Military Medical
Center, Bethesda,
Maryland



Sejal Parikh
Grand Forks, North Dakota, Psychiatry Residency, University of North Dakota School of Medicine and Health Sciences, Fargo, North Dakota



David Parker
Wildomar, California, Orthopaedic Surgery Residency, University of Tennessee, Memphis, Tennessee



Scott Poswilko
Dickinson, North Dakota, Transitional Year Residency, University of North Dakota School of Medicine and Health Sciences, Fargo, North Dakota; Radiology-Diagnostic Residency, Cleveland Clinic Foundation, Cleveland, Ohio



Brandon Potter
Denver, Colorado, Anesthesiology Residency, University of Wisconsin Hospital and Clinics, Madison, Wisconsin



Kara Prussing
Bismarck, North Dakota, Psychiatry Residency, New York University School of Medicine, New York, New York



Stephen Rostad
Kindred, North Dakota, Neurology Residency, University of Iowa Hospitals and Clinics, Iowa City, Iowa



Kyle Rudningen
Clearwater, Minnesota, Transitional Year Residency, University of North Dakota School of Medicine and Health Sciences, Fargo, North Dakota; Dermatology Residency, University of Wisconsin Hospital and Clinics, Madison, Wisconsin



Hasanga Samaraweera
Fargo, North Dakota, Pediatrics-Health Services Residency, University of Chicago, Chicago, Illinois



Mark Schlotterback
Billings, Montana, Psychiatry Residency, University of Illinois College of Medicine, Peoria, Illinois



Emily Schwartz
Forest River, North Dakota, Emergency Medicine Residency, Mayo Clinic College of Medicine and Science, Rochester, Minnesota



Joclyn Seiler
Rugby, North Dakota, General Surgery/ Preliminary Residency, University of North Dakota School of Medicine and Health Sciences, Grand Forks, North Dakota



Anna Stecher
Bismarck, North Dakota, Internal Medicine Residency, Oregon Health and Science University, Portland, Oregon



Courtney Steichen
Gwinner, North Dakota, Transitional Year Residency, Mountain View Hospital, Las Vegas, Nevada



Erika Stein
Langdon, North Dakota, Family Medicine Residency, Altru Health System, Grand Forks, North Dakota



Brynn Stenehjelm
Borup, Minnesota, Internal Medicine Residency, Abbott Northwestern Hospital, Minneapolis, Minnesota



Christopher Traynor
Fargo, North Dakota, Orthopaedic Surgery Residency, Western Michigan University Homer Stryker, MD, School of Medicine, Kalamazoo, Michigan



Laurel Wessman
Fargo, North Dakota, Transitional Year Residency, University of North Dakota School of Medicine and Health Sciences, Fargo North Dakota; Dermatology Residency, University of Minnesota, Minneapolis, Minnesota

The Partnership of Hope

It began with a phone call three decades ago.



From left, Kurt Albertine, Pam Carlson, Ed Carlson, and Barb Nordstog at “Sight Night.”

By Denis MacLeod

Early one morning in the early summer of 1988, Edward Carlson, PhD, picked up his phone; David Bowen, an administrative officer for Academic Affairs at the University of North Dakota, was calling.

“If you haven’t met this gentleman, you’ve missed something,” said Carlson. “Bowen wanted to speak with me because he was representing the Lions of North Dakota, and he would like to discuss the Lions getting involved with diabetes research.”

As an anatomy researcher, Carlson was most interested and most heavily invested in diabetes research.

“So I quickly invited David to come and visit me at his earliest convenience,” Carlson said. “About a half hour later, there was a knock on my door—it was David.” Bowen, second vice president of the Grand Forks Lions, said that the Lions would like to donate \$20,000 for each of the first three years toward Carlson’s diabetes research, particularly diabetic eye disease research.

Lions Clubs contribute to their communities through five service areas; one of which—their vision program—is well known for recycling eyeglasses, but it is extensively involved in improving eye health and eye care for millions around the world.

Thus the meeting between Carlson and Bowen led to the unique Partnership of Hope between the School and the North Dakota Lions in the late summer of 1988. This wasn’t the first time that a not-for-profit group has supported research at the School; however, it was a first for the School to enter a long-term agreement with a not-for-profit volunteer organization.

The firstfruits of the Partnership of Hope were the North Dakota Lions Diabetes Ocular Research Center at the School of Medicine and Health Sciences with Professor and Chair of Anatomy and Cell Biology Ed Carlson as the codirector along with Professor of Biochemistry Harvey Knull. The Center was dedicated to

“investigating the chronic complications of diabetes with particular emphasis on eye and kidney diseases, which frequently lead to blindness or renal failure.”

Fortunately, for the School, the Lions—and most importantly the field of diabetes research—Carlson chose to switch his college major from music to biology and chemistry. Playing the trumpet was originally where Carlson thought he would make his mark in the world. However, a music theory class he took convinced him that science was the field where he belonged.

Carlson was born and raised in Iron Mountain, Michigan, about 100 miles north of the home of his beloved Green Bay Packers. You can cross one of its streets and step into its sister city: Kingsford, the home of Kingsford Charcoal Briquets. Carlson graduated from Kingsford High School, where one of his pursuits was ski jumping, which is still a popular area sport. Nearby Pine Mountain plays host today to a world-class ski-jumping competition.

After high school, Carlson graduated from Bethel College in St. Paul, Minnesota. He came to UND, where Carlson’s interest in and technical expertise with anatomical imaging were cultivated by Professor Dr. Frank N. Low. Carlson received his PhD from UND in 1970. He lauded Low for his inspiration and mentoring in a publication for the American Association of Anatomists: “Frank N. Low: Gentle Giant of Electron Microscopy (1911–1998),” which can be found at <https://goo.gl/4JvD77>.

Carlson was professor and chair of the Department of Anatomy and Cell Biology from 1981 to 2010. UND bestowed on him its highest faculty honor when Carlson was named a Chester Fritz Distinguished Professor in 2006. He was named the Karl and Carolyn Kaess Professor of Anatomy and Cell Biology in 2007.

Carlson and his research team have published more than 100 peer-reviewed papers. And since the opening of the North Dakota Lions Diabetes Ocular Research Center, they are perhaps most widely recognized for their significant contributions to the literature on diabetes research, including more than three dozen full-length manuscripts.

Through the Center and at the SMHS, Carlson has mentored numerous graduate students, many of whom went on to careers at the School. He is revered and honored—in the mold of his mentor Frank N. Low—as a seminal researcher, teacher, and mentor by medical and graduate students as well as by colleagues and staff at the School.

Carlson, in his self-deprecating way, refers to the Center with the acronym of DORC (yes, it’s pronounced “dork”). However, make no mistake; the work produced by the Center is anything but dorky. The Center’s research has received national and international recognition for its excellence.

In 2001, Carlson earned the Melvin Jones Fellowship Award from the North Dakota Lions. Named after the founder of the Lions, the honor is the highest award a Lions club can give to someone and is a nationwide recognition of the recipient’s “humanitarian ideas consistent with the nature and purpose of Lionism.”


A view to the end of an era—“Sight Night”

On the evening of April 5, 2017, the three Grand Forks Lions Clubs gathered at a special combined meeting—“Sight Night”—at the invitation of Ed Carlson. The meeting was emceed by Grand Forks Lions Club Treasurer Steve Johnson. Carlson requested the meeting to thank the North Dakota Lions for their consistent and committed donations to his research for three decades. Also in attendance were Dean Joshua Wynne and many of Carlson’s colleagues from the Department of Biomedical Sciences at the School. David Bowen was ill and could not attend the meeting, but he sent his regards.

Carlson’s “flagship manuscript and probably his most important research paper,” which he coauthored with colleagues from the School and from the University of Louisville, Kentucky, was published in the March 2017 issue of the *Anatomical Record*, a journal of the American Association of Anatomists: “Renoprotection From Diabetic Complications in OVE Transgenic Mice by Endothelial Cell Specific Overexpression of Metallothionein: A TEM Stereological Analysis.”

“If you haven’t met this gentleman, you’ve missed something.”

“That’s why we call this publication our flagship paper.”



PDFs courtesy of Kurt Albertine, *Anatomical Record*.

The paper discusses his research team’s work in genetically producing a new mouse through genetic engineering that can generate its own antioxidants—molecules that protect cells from the effects of free radicals: very small but highly charged tissue-damaging molecules that are overproduced as a result of the body’s exposure to stress, including high blood sugar in diabetics, smoking, alcohol, drugs, sunlight, and pollutants.

Because mice are genetically and physiologically similar to humans (mice and humans share 95 percent of their genes), scientists find mice to be incredibly valuable experimental tools for research into the genetic basis of diseases. Carlson and his team found that when they bred their new mouse with an existing severely diabetic mouse, many expected chronic complications of diabetes in their progeny are mitigated or eliminated. To Carlson’s knowledge, this is the first experimental design to consistently mitigate or completely eliminate a number of chronic complications in severely diabetic animals.

“That’s remarkable,” Carlson said. “That’s why we call this publication our flagship paper. We have been given permission by the editor of the *Anatomical Record* to dedicate the entire paper to the Lions of North Dakota.”

The special guest for the evening was Kurt H. Albertine, PhD, the editor of the

Record, who spoke about the significance of Dr. Carlson’s research and his contribution to the advancement of science and medical education. Albertine presented a copy of a *Tribute to the Lions Club of North Dakota for Vision and Support of the Lions Diabetes Ocular Research Center* to Carlson and Barb Nordstog, president of the Grand Forks Lions Club. The *Tribute* was a compilation of the research papers published in the *Record* over the years by Carlson and colleagues that were supported by the North Dakota Lions. Carlson served as associate editor of the *Record* from 1987 to 1998.

The meeting also marked the eventual closing of the Diabetes Ocular Research Center. Carlson addressed Dean Wynne in his remarks announcing the closing out of respect and gratitude for the years of support Carlson and the Center received from the School and Dean Wynne that began years ago with then-Dean Edwin James. Less than two weeks after the meeting, David Bowen passed away on April 15. In his memory, Bowen’s family designated that donations be made to the North Dakota Lions Diabetes Ocular Research Center.

Student Writing and Art

Photography by Heather Liebe, MD Class of 2017, Cary, North Carolina

Forgotten Treasure



Grasses



Past and Future Converge to Shape Healthcare Education on the Prairie

By Richard N. Van Eck, PhD



Richard N. Van Eck, PhD
Associate Dean for Teaching and Learning, and Dr. David and Lola Rognlie Monson Endowed Chair in Medical Education

Last September, we welcomed the future healthcare workforce for North Dakota into the new 325,000-square-foot University of North Dakota School of Medicine and Health Sciences building. As impressive as this building is, both outside and in, the real story lies in its design. People and teaching practices are the lifeblood of a learning institution—no amount of steel, concrete, and glass can teach students. That is why we designed our building around the best evidence-based teaching practices, and why our people, supported by this space, represent a new era in healthcare education.

As forward thinking as this building is, it represents less a change in direction than an amplification of our culture of teaching innovation that has been decades in the making. The School was among the first to fully integrate problem-based learning (patient-centered learning) into the medical curriculum in 1998 and, in 2006, to mandate an Interprofessional Healthcare course for thousands of students. These are not the only examples of how our building and curriculum are reflections of our core beliefs and practices.

The medical curriculum recently adopted the Association of American Medical Colleges' new set of physician guidelines, the Physician Competency Reference Set (PCRS). Domain 7 of the PCRS focuses on interprofessional collaboration—the ability of health professionals to interact in teams to provide the best possible patient care. Our building is designed to support interprofessional education (IPE).

Our professional programs used to be located in different buildings across campus. Now, all nine are collocated, making interprofessional exposure an everyday occurrence. Under the leadership of Senior Associate Dean for Education Dr. Gwen Halaas, we designed eight interprofessional student-learning communities (LCs) with group

collaboration rooms, quiet study spaces, clinical exam practice spaces, open community gathering spaces, and kitchens. Students from all programs are randomly assigned proportionately to each LC for the duration of their studies. The SMHS is the first U.S. healthcare educational provider to institute LCs on this scale, and we just collected our third round of data on the impact LCs have on interprofessional collaboration. What we learn will inform healthcare education practice nationally.

Like healthcare itself, teaching also continues to evolve and so do we, as evidenced through our history of innovation and the design of our classroom and learning spaces, all of which emphasize active learning (AL). AL maximizes group interaction around problem solving under the guidance of an instructor who facilitates rather than lectures. Meta-analyses have shown unequivocally that AL produces powerful learning outcomes across multiple domains and settings.

While AL can be implemented anywhere, careful design of space can facilitate AL, which is why our 200-plus seat auditorium allows chairs to be rotated 360 degrees so learners in adjacent rows can easily collaborate. Four of our large classrooms have tables with monitors for students to use in collaborative problem solving, and all simultaneously support group work as well as whole-class collaboration and direct instruction. Even our 25-seat classrooms have flexible furniture that allows them to be reconfigured on the fly, and all classrooms allow distance and on-campus students to interact via cameras and microphones.

These examples show the intersection of space and teaching, but the new building also promotes systemic integration of teaching strategies. The American Medical Association invited the SMHS to join its Accelerating Change in



Medical Education consortium of 32 innovative medical and health science schools based on our telemedicine rural healthcare simulations, which combine IPE and AL approaches. Our state-of-the-art simulation center, led by Dr. Jon Allen, is the site for these simulations, which involve students in five professions and follow the trajectory of a patient with a myocardial infarction from the ER to rehabilitation in-home to an end-of-life scenario in a long-term care facility. A telemedicine consult with a cardiologist is integrated throughout via “robots” (iPads on wheeled carts controlled remotely) in order to reflect the needs of rural healthcare settings. See the photo above.

Many more challenges are on the horizon, of course. Our adoption of PCRS will necessitate new educational outcomes around payment models; the use of big data for population and individual health; and the integration of wearable, networked health devices like fitness trackers, glucose monitors, and even joint replacements into medical practice. Promoting and measuring attitudes such as empathy,

professionalism, and healthcare professional wellness (e.g., combatting burnout) cannot be done the same way we deliver and measure medical knowledge. Novel approaches such as gamification, interactive online simulations, artificially intelligent tutoring systems, and social learning theory are just a few of the other innovations we are considering.

Thanks to the leadership of the SMHS and UND, the generosity of our alumni, and the people of North Dakota, we have the building, people, and means to meet these challenges, and we can't wait to see what the future brings!

“ People and teaching practices are the lifeblood of a learning institution —no amount of steel, concrete, and glass can teach students.”

Ciciley Littlewolf

She is a medical student, a member of the National Guard, and copresident of the Emergency Medicine Interest Group.

By Pablo Pedraza



Ciciley Littlewolf

Ciciley Littlewolf never did shake an itch for medicine.

Today she's in her second year at the University of North Dakota School of Medicine and Health Sciences. Littlewolf

also is copresident of the Emergency Medicine Interest Group.

Born on an Indian reservation in southeastern Montana, Littlewolf moved to South Dakota when her mom decided to

attend the University of South Dakota, where she earned a degree in counseling and has continued to work in the community since.

Littlewolf's itch for medicine started early.

"I remember in kindergarten putting on my mom's white coat," said Littlewolf, who also serves in the National Guard. "I remember standing in front of my mom and saying, 'I'm going to be a doctor.'"

Littlewolf graduated from North Dakota State University (NDSU) with a degree in criminal justice; she then worked in the Fargo area for a few years before the urge to practice medicine surfaced again.

"I actually went to NDSU to get a science degree in order to apply to UND," she said.

Littlewolf chose the UND School of Medicine and Health Sciences because she knew she'd be well prepared after getting her MD degree there.

"I really like UND's patient-centered curriculum," she said. "UND focuses on several systems that are intricately related, rather than the old didactic, or text-and-lecture, method."

First-year medical students at UND are exposed to many new experiences, including Simlympics, a competition involving simulation and patient-care scenarios that tests both the knowledge of students and gives them hands-on experience.

"A program like Simlympics is critical for students because it renews this love of medicine we all have," Littlewolf said.

Having competed herself in Simlympics, she and a few peers wanted to be more involved in their second year.

"We decided to make the Emergency Medicine Interest Group our thing, and we actually changed it and molded it this year from past years," she said.

Her desire to be involved in the community and to always help others led her to the Himalayan Health Exchange. This organization was founded in 1996 by Ravi Singh, a native of Himachal Pradesh now living in the United States. He organized a medical camp for a U.S.-based group in the Indian Himalayas. HHE is a cross-cultural community service.

"I wanted to do something really meaningful to me," Littlewolf said. So she

contacted the HHE and decided they had exactly the type of experience she was looking for.

"When we got there to the makeshift clinics in the mountains, we had lines of people waiting," Littlewolf said. "We saw families, probably everything a family physician would see. Each of the 30 students were split among the two attending physicians and five residents. They tried to mimic what we're going to do in our third and fourth years. So we had to see the patients and do the history and physical exams."

Many of the patients she saw were children.


"I saw a girl, maybe 13 or 14 years old, and I was looking in her mouth," Littlewolf said. "She actually had a cleft palate that nobody had noticed before. The little girl couldn't speak very well."

As a result of this encounter, Singh made it a point to contact the surgeons—periodically scheduled to come into the mountains to perform procedures—so that the girl could have her palate fixed.

Given Littlewolf's passion, commitment, and experience, one might wonder what will come next.

She's interested in pediatrics, emergency medicine, and family care.

Littlewolf says she aims to do what she can to help her community and those in need.

No doubt, that's an appropriate ambition for someone who has a bright future in medicine. 

“I really like UND's patient-centered curriculum.”

PT Family Tree

While each member of the Brenner family took a different route to their profession, they all agree that physical therapy was the best fit for them.

By Jessica Sobolik



From the left, Drew Weaver, BS '11; Molly (Brenner) Weaver DPT '13; Abby Brenner DPT '17; Terri Brenner BSPT '83, MPT '93; Mark Brenner BS PT '89; and Haley Brenner first-year PT, Class of '19.

“There are very few professions where you’re allowed to touch people, which is important for healing.”

Chronologically, the Brenner physical therapy family tree starts with Terri (Senger) Brenner, BSPT '83, MPT '93. Overall the tree includes her husband, three children, sister and brother-in-law—seven in total.

While attending high school in the small town of Crary, North Dakota, she spent afternoons with her classmates at the Lake Area Career and Technology Center in Devils Lake, about 14 miles away, where they could choose from a number of classes. Terri chose Health Occupations, which included physical therapy. Although Terri initially thought she wanted to become a nurse, she observed a practicing physical therapist for one week, which quickly became three to four afternoons per week. “I knew it’s what I wanted to do,” she said.

Terri was attracted to the physical therapy profession because she’s a self-proclaimed “people person” who wanted to help others. “There are very few professions where you’re allowed to touch people, which is important for healing,”

she said. “And there is such variety to the things you can do: inpatient, outpatient, sports medicine. There are many more specialties today.”

Today, Terri works at Sanford Health on South University Dr. in Fargo, focusing on acute orthopedics. Her husband Mark is a physical therapist at Sanford on Broadway near downtown. He and Terri met in high school; Mark grew up in Devils Lake. He earned his Bachelor of Science in Education degree from UND in 1981, taught and coached for five years, and then went back to school to become a physical therapist, earning his BSPT degree from UND in 1989. “I guess he saw how much fun I was having,” Terri joked. “He says if he had known about PT during his first time at UND, he may have chosen that from the beginning. However, he’s a born teacher, and you do a lot of teaching in PT, just more one-on-one versus the classroom setting.”

Indeed, Mark said working one-on-one with patients is one of the things he

likes most about the profession. Both he and Terri cited great colleagues as another positive aspect of the position.

Mark's brother Tim earned his BSPT degree from UND in 1990 and currently works at Prairie River Home Care in Buffalo, Minnesota. Terri's sister Beth (Senger) Kocher earned the same degree from UND one year later. "I did a lot of observing and got really excited every time I observed," she said. Beth is now retired. "You got to know your patients and their families and develop a relationship with them. You would go home inspired every day."

Terri added that she appreciated the job flexibility that she and Mark experienced while raising a family. "I could work full-time, part-time, as little or as much as I wanted to," she said. That came in handy as they raised three girls: Molly, Abby, and Haley. When Molly started to think about her own career, her parents encouraged her to look at health careers other than physical therapy. "They didn't want to skew me in one way," Molly said. "So I observed other health professions, and they were all great and interesting, but I just felt PT was my niche." Molly also experienced physical therapy as a patient when she was in high school. "Going through PT and seeing how important it was in order to return to sports and my prior level of function impacted me too." She now works for Sanford Health in Bemidji and is married to Andrew Weaver, a dentist who also graduated from UND.

Molly and her sisters recalled seeing people approach their parents when they were out in the community. "People would always come up to my parents and be so grateful," Molly said. "They would thank them for their help. I realized that way how rewarding the profession is."

When Abby and Haley were older, they participated in Sanford's Medical Explorers class, which allowed them to observe different health professionals. Terri recalled, "They would come home and say, 'Well, I know what I don't want to do. I wasn't going to discourage them from PT, but I wanted it to be an informed decision, not just because it was what they were familiar with.'"

Abby said she and her family joked that she might be the one to break the

mold and not go into physical therapy. "Then, after doing observations with all the disciplines, I realized that PT was indeed what I wanted to do," she said. "I like that you're able to help people and see tangible progress and help them achieve goals physically so they can get back to doing what is really important to them."

Abby earned her Doctorate in Physical Therapy (DPT) this spring. She most recently completed a pediatrics clinical at the Sanford Southpointe Clinic in Fargo and an inpatient rehabilitation clinical in Omaha, Nebraska. "I liked all of my clinicals and all for different reasons," she said. "It'll boil down to job openings and what's the best fit for me."

Haley said her high school anatomy course is what piqued her interest in health professions, which led her to the Medical Explorers class. When Haley was a senior in high school and considering physical therapy, Terri brought her to the UND Physical Therapy Department. "Alyson White, the Department's administrative officer, said, 'Another one?!'" Terri laughed. "I promised her this was the last one!"

Haley just completed her first year of the DPT program at UND. "Everyone wondered if I was going to be the one to change it up, but I didn't," Haley said. "I love the variety of the PT profession: the age groups, the specialties. One of my professors just calls me 'No. 3.'" She will complete her two clinical rotations in Fargo.

All of the Brenners recalled how kind, caring, and supportive their faculty were at UND (they all were students of SMHS Associate Dean for Health Sciences Tom Mohr, PT, PhD), even though it may have been difficult to keep names straight. "I got called 'Molly' all the time," Abby joked. "I even got called my mom's name once."

Terri recalled telling her daughters to consider what their goals were in life before choosing their professions. "Whether it was nature or nurture, I'm not sure, but I feel the girls may have chosen some profession that involved working with people," she said. "It's rare and unusual that we ended up doing the same thing, but I don't think it's a bad thing either. I'm excited to see where the girls will end up."

“I realized that way how rewarding the profession is.”

'00s



Rachel Redig, MD '10, has joined Tri County Hospital in Wadena, Minn. Redig specializes in emergency medicine and holds certification from the Emergency Medicine Board.



Sanford Health in Bismarck recently awarded a Soaring to Excellence award to **Justin Reisenauer, MD '08**. This award is given to employees and departments who go above and beyond and live out Sanford's mission, dedicated to the work of health and healing.

Andrew McCoy, MD '07, recently joined the Mark Twain Specialty Care Practice in San Andreas, Calif., as a general surgeon. McCoy obtained his fellowship in an advanced Gastrointestinal and Laparoscopic Fellowship Program at St. Joseph Medical Center in Tacoma, Wash. He is board-certified.

Karey Breen, MD '04, has been named director of functional medicine at Renew Medical IV Spa & Urgent Care, Charleston, S.C. She is a board-certified family medicine physician.



The Fargo VA Health Care System has hired physician assistant **Marianne Foldesi, PA '01**, as a provider on the primary care team. Foldesi earned a bachelor's degree in community health from St. Cloud (Minn.) State University. She received her physician assistant certificate from the University of North Dakota School of Medicine and Health Sciences Department of Physician Assistant Studies.


'90s

Kay Haraguchi, PA '94, retired in April 2014 after 20 years as a primary care physician assistant. Graduating from the PA program at age 56, she spent 10 years at the Amarillo, Texas, VA hospital. After retiring from government service, she spent two-and-a-half years doing intermittent locum tenens work and then spent the last eight years with a federally approved community health organization.



At the UND SMHS Physician Assistant/FNP reception in May, department Chair Jeanie McHugo presented two alumni with Outstanding Community Faculty Awards: Amanda Kittelson, MPAS '10 (above), and Terrie Jo Wold, PA '95. Wold retired from Sanford Health in Fargo in 2013, and Kittelson sees patients in family medicine at Renville County Hospital & Clinics in Olivia, Minnesota.

Thank you to our thoughtful donors who recently gave gifts or made pledges.



Celebrating 50 years of physical therapy

This year, the UND School of Medicine and Health Sciences Department of Physical Therapy is celebrating its 50th anniversary. To kick off the celebration, Professors Tom and Peggy Mohr recently established a \$50,000 scholarship endowment benefiting PT students. It's the 11th endowment specifically for PT students, who each graduate with about an \$80,000 debt load. To build upon the Mohrs' gift celebrating our milestone and to support students in need, the Department is asking for your help in creating a 12th endowment, the Physical Therapy 50th Anniversary Scholarship Endowment. The goal is to raise \$50,000. Please make a gift today by going online at <https://undalumni.org/smhs>, or contact Associate Director of Development Deb Wilson at 701.777.6428 or debw@undfoundation.org. All donors will receive a personal thank you note from a current Physical Therapy student. Thank you in advance for your support!

Sports Medicine awards first Jim Rudd Memorial Scholarship

This spring, the Department of Sports Medicine awarded the inaugural Jim Rudd Memorial Scholarship. As the first scholarship designated specifically to athletic training students at UND, this was a great honor and



represents all the hard work that Jim put into building the program as its first chair. Two winners were selected: Tiffany Barth and Kerry Hoffman. Both will enter their second year in the athletic training program next year.

Tiffany Barth (pictured above on the left) is a native of Fargo, N.Dak., with goals of pursuing medical school to become an orthopedic physician once completing her athletic training education.

Kerry Hoffman (pictured above second from the left) is from Glasgow, Mont., and plans on applying to physical therapy school. She hopes to be able to build on the skills she's learned from athletic training to become a better sports medicine clinician.

For additional information on how to best structure your gift to benefit the University of North Dakota, please contact

Dave Gregory
 Director of Development
 School of Medicine and Health Sciences
 UND Foundation
daveg@undfoundation.org
 701.777.4933
 800.543.8764



Jessica Sobolik
 Director of Alumni and Community Relations
 School of Medicine and Health Sciences
jessica.sobolik@med.UND.edu
 701.777.6048



A Wider Lens

Community Showcases broaden the view for future practice opportunities.

By Stacy Kusler



Laura Fiedler from Northland Health Center shares information about their various locations.

For the second year in a row, North Dakota communities were able to connect with our state's medical students and residents at the annual Community Showcase events held between March 8 and April 6.

More than 50 students, residents, and their guests attended one or more of the four showcase events held in Minot, Fargo, Grand Forks, and Bismarck. The events were a collaborative effort of the Center for Rural Health, the UND SMHS Department of Psychiatry and Behavioral Science, and the Area Health Education Center. The purpose of the Community Showcases is to make early connections between future physicians and North Dakota healthcare facilities to increase chances of recruiting physicians back to the state, or to stay in the state after residency.

Twenty-three different North Dakota healthcare facilities enjoyed the opportunity to connect with an audience they rarely get to see or communicate with.

Laura Fiedler is the outreach and enrollment coordinator for Northland Health Centers, which has 11 medical and dental locations in rural or underserved areas across the state. She attended two of the four Showcase events.

"The Community Showcases were a wonderful opportunity to introduce our local clinics to young medical professionals," she said.

The unique layout of the Showcases allowed each facility, large or small, to have the stage in front of the entire audience to share a brief five-minute snapshot of what it's like to live and work in their respective communities. Facility representatives, medical students, and residents then had the chance to introduce themselves and network further with each other after the presentations concluded.



Students and residents introduce themselves at Bismarck Showcase on April 6.

“Presenting to the entire group enabled us to make the case for the importance of rural healthcare and the large impact these young professionals could have in a small community,” Fiedler said.

Other facilities enjoyed the smaller, less-crowded atmosphere that the Showcases offered. Steph Everett, foundation director for Mountrail County Health Foundation, attended three of the four events on behalf of Mountrail County Health Center in Stanley, North Dakota.

“It’s a very comfortable setting where the students and the facilities can really visit with each other one-on-one very easily,” she said.

Rocky Zastoupil, CEO, also from Mountrail County Health, attended the Showcase events for the second year in a row.

“I felt this year was fantastic because it enabled us to speak to medical students who were from rural North Dakota and rural U.S.A., making it realistic for planting seeds with potential providers,” he said.

Just as the facilities enjoyed a chance to promote their practice to future physicians, the students and residents also enjoyed learning about the various opportunities that exist across North Dakota. Kimberly and Luke Hushagen, both fourth-year medical students (and now graduates of the MD Class of 2017), attended the Bismarck Community Showcase.

This husband and wife duo are both from North Dakota, and both matched to

residency programs in Hershey, Pennsylvania; Kimberly in pediatrics and Luke in internal medicine, which will eventually lead to hematology and oncology. Kimberly was excited to learn about areas in North Dakota that would allow her and her husband to return to practice here.

“There will be the ability to practice beyond primary care in North Dakota and outside of the four major cities,” she said.

She added that she and her husband learned, through the Showcase event, about communities that are expanding medical services, which would allow them to both live and practice in areas of the state they didn’t think were possible given their respective specialties.

Shane Gores, a second-year medical student, attended the Grand Forks event. While the Grand Forks native is still deciding between emergency medicine and internal medicine, he felt the Showcase event was worth his time. “It was a great event, and I learned more than I would have thought about organizations and communities around the state,” he said.

The showcase events were supported by Trinity Health, Sanford Health, and Altru Health System. The next showcase events are tentatively planned for the spring of 2018.



Students talk with representatives from various North Dakota healthcare facilities at the Grand Forks showcase on April 5.

The Oregon Health and Science University School of Medicine and the Department of Behavioral Neuroscience announced with great sadness that **John Belknap, PhD**, died suddenly and unexpectedly February 22, 2017. Dr. Belknap was a professor of behavioral neuroscience, OHSU School of Medicine, and a senior research career scientist at the VA Portland Health Care System. He earned his BA, MA and PhD (1971) in psychology from the University of Colorado, Boulder. He was one of the first graduates of both the new biopsychology program and the new Institute for Behavioral Genetics, where he studied with a pioneer in the field, Dr. Jerry McClearn. After a postdoctoral fellowship and a position as assistant professor of psychology at the University of Texas, Austin, Belknap moved to the Pharmacology Department at the University of North Dakota School of Medicine. He became acting chair of that department until moving to Portland, Ore., in 1988.

Dorian Henry “Pete” Cordes, BS Med, ’64, medical educator, age 78, died on February 10, 2017. Born in North Dakota in 1938, he was an Arizona resident since 1980. Apart from a two-year stint as a medical officer in the U.S. Navy during the Vietnam War, Pete spent the majority of his adult life in school. He received a BA degree from Concordia College; a BS degree in Medicine from the University of North Dakota; an MPH degree from the University of Texas; an MD degree from Temple University, and a diploma in Tropical Medicine from Walter Reed Army Institutes of Research. Pete completed residency training in general preventive medicine and occupational medicine at the University of Arizona and was board-certified in each specialty. He served as clinical faculty at Northwestern University and the University of Minnesota and as full-time academic faculty at the University of South Dakota and the University of Nevada. Cordes served on the University of Arizona faculty at the College of Medicine from 1980 until his retirement in 1997, directing two residency programs and helping to set up a graduate degree program in public health.

Delton Emanuel Gehring, BS Med ’65, Davenport, Iowa, was born May 13, 1936, in Washburn, North Dakota, a son of Emanuel and Elsa (Vetter) Gehring. He had been married to the late Margaret Fern Stout. He was later married to Lorna Greene. Del graduated from the University of North Dakota, Temple University, and did his residency at University of Iowa Hospitals before entering practice as an OB-GYN. He went on to deliver over 9,000 babies in the Quad cities area during his 32 years of practice. Del proudly served our country in the U.S. Army, where he earned the rank of captain as a flight surgeon. While in Vietnam, he was awarded a Purple Heart and Bronze Star.

Thomas Gretter, BS Med ’58, died April 4, 2017, surrounded by his family—his wife Joan, sons Craig (Gwynne), Brock (Abby), and Gavin (Elizabeth). Six grandchildren—Katie and Gage, Henry and June, and Harper and Margaret—survive him. He was born in Fargo, North Dakota, to Albert C. and Ann B. His siblings, Barbara Nelson and Gary, predeceased him. Tom attended the University of North Dakota School of Medicine and graduated from the University of Pennsylvania Pearlman School of Medicine. He completed his residency at the University of Iowa. Last year marked Tom’s 50th year working in the Neurology Department at the Cleveland Clinic.

Marlin Paul Krenz, BS Med, ’52, age 88, of Norton Shores, Mich., died Tuesday, March 7, 2017, at Sanctuary at the Oaks, Muskegon, Michigan. He was born July 27, 1928, in Litchville, North Dakota to Carl Krenz and Amalia (Kolke) Krenz. Marlin grew up on a farm homesteaded by his father. With many opportunities to learn self-sufficiency, he started driving himself to school at ten years old. Inspired when he was young by a physician who cared for him, he decided to become a doctor. He earned his undergraduate degree from the University of North Dakota and his MD from Northwestern Medical School, where, although mentored by renowned neurosurgeon Loyal Davis, he elected ophthalmology as his future. Most importantly, upon graduation, he went to Detroit Receiving Hospital, where he met the nurse who became his lifelong love, Joan. They were married April 1, 1956, beginning a marriage that would last 60 years. After an Alaska tour in the U.S. Air Force and a time in Chicago for Marlin’s ophthalmology residency, the family moved to Muskegon, where he opened his practice.

Rolf C. Olness, BS Med ’68, was born February 5, 1944, to Clarence and LuBell Olness in Williston, North Dakota. He passed away on October 24, 2016, in Sonoma, Calif. Following his graduation from Williston High School in 1962, Rolf attended St. Olaf College in Northfield, Minnesota, and later the University of Arizona. He spent two years in the medical school at the University of North Dakota in Grand Forks, ultimately graduating from the University of Texas Medical Branch in Galveston. Rolf then went on to start his residency in Surgery at Queens Hospital in Honolulu, where he met his future wife, LeeJay. Rolf served his country, drafted into the Navy in 1972. He was assigned to duty at the U.S. Naval Hospital in Yokosuka, Japan. It was while he was stationed there that he and LeeJay married in Yokohama. Following his discharge from the Navy, Rolf and LeeJay settled in Sonoma, where their daughter, Kara Lee, was born in 1974.

Dr. George Lincoln Osland, BS Med '68, age 73 of Minneapolis, Minn., died on March 20, 2017. George passed away Monday morning peacefully with his wife, Heather, whom he loved dearly, at his side and with his children near him. He died of complications stemming from numerous heart and pulmonary illnesses, and cancer. Similar to how he lived his life, he died quietly but affected those around him immeasurably. He was born February 12, 1944, on the family farm in Mayville, N.Dak. Even though he pretended not to know a lot, he graduated from Hillcrest Academy, the University of North Dakota, the University of Minnesota Medical School, spent two years in the Navy, and completed a four-year residency at the Mayo Clinic. He joined Northwest Orthopedics in Robbinsdale, Minn., in 1977, where he practiced as an orthopedic surgeon for 20 years.

Dr. Mechele Marie Peterson, Med '91, 52, of Aberdeen, South Dakota, and Fort Defiance, Ariz., passed away in her sleep, Monday, April 4, 2017. Mechele is preceded in death by her parents, Merton and Lucille Peterson. She is survived by her husband of 22 years, Ben Brotbeck, her step-son Jacob Brotbeck, her sister Elizabeth Wallery, and niece Isabel. Mechele was always destined for great things. After a summer spent volunteering as a candy striper, she knew she wanted to become a doctor. Receiving her undergraduate and medical degrees from the University of North Dakota in 1991, Mechele turned her love of infants into a professional career. As a pediatrician, she was adored by her colleagues and patients alike. Her work took her all over the United States, and even offered her a chance to help new mothers in Kabul, Afghanistan. While Mechele achieved many impressive job titles in her life, including head of Pediatrics, chief of staff, associate professor at Dartmouth University, and liaison chief for the Special Forces Medics Program from Fort Bragg, North Carolina, Mechele remained humble and down-to-earth.

Dr. Donald J. Strand, BS Med '44, Lt. Col. U. S. Army Ret., died peacefully in hospice care, April 18, 2017, at the age of 94. He was born November 13, 1922, in Mandan, North Dakota, to Rose and Jalmer Strand. He attended the University of North Dakota, Temple University, and Harvard University, earning advanced degrees in public health and preventive medicine. He was head surgeon in a MASH (mobile army surgical hospital) during the Korean War. During his Army career, he served in the United States, Europe, and the Far East. Retired from a career in the Army, he set up a private practice in Albany, N.Y. He was the coroner physician for the City of Albany, physician to the State Legislature of New York, physician for five county nursing homes, and worked with the Albany Police and Fire Departments. He also earned his pilot's license and flew his own plane. Leaving Albany, he relocated to Florida, married Judith Pape Donovan, and set up a new practice in Pompano Beach, as well as being the physician for Stimson Inc., a manufacturing plant. He and Judy lived in Lighthouse Point for 43 years and were longtime members of the Lighthouse Point Yacht and Tennis Club.

Robert L. Van Dyken, BS Med '71, age 78, passed away on Sunday afternoon, Feb. 12, 2017, at St. Joseph's Hospital in Marshfield, Wisconsin. Bob was born June 29, 1938, in Manhattan, Montana, the son of Bert and Rose (Vander Ark) Van Dyken. He attended Manhattan Christian School, Cerritos Community College, Montana State University, and the University of North Dakota School of Medicine and Health Sciences. He graduated medical school from the University of Texas-Galveston Medical Branch and completed residency at Scott & White University Hospital in Temple, Texas. He married Barb (Zimmer) Van Dyken on Nov. 26, 1971, in Alta Loma, California. Bob and Barb moved to Wisconsin Rapids in 1977 when he became the first OB-GYN specialist at Riverview Hospital. He served the Wisconsin Rapids community as an OB-GYN doctor for 28 years and delivered over 5,000 babies throughout the course of his career. Bob loved fishing, woodworking, golfing, hunting, watching sports, and spending time with his family. He and Barb enjoyed traveling cross-country with their family on many summer vacations. Having been raised in the mountains of Montana, he loved spending time in the mountains. He was able to take his "dream trip" to Alaska twice with some of his children and grandchildren after his retirement.





Doctor of Medicine Class of 2017

Front Row (from left): Associate Dean Richard Van Eck, Assistant Dean Stephen Tinguely, Associate Dean Cornelius “Mac” Dyke, Assistant Dean Scott E. Knutson, Associate Dean A. Michael Booth, Assistant Dean Susan Zelewski, Dean Joshua Wynne, Senior Associate Dean Marc D. Basson, Senior Associate Dean Gwen W. Halaas, Associate Dean Randy Eken, Associate Dean Joycelyn Dorscher, and Assistant Dean Patrick Carr.

Row 2: Anna Stecher, Emily Schwartz, Amy Borys, Cassandra Cross, Joclyn Seiler, Kimberly Hushagen, Alec Hildenbrand, Megan Meyer, Erin Follman, Malia Grosskreutz, Laurel Wessman, Hasanga Samaraweera, Adam Nygard, Jason Duchscherer, and Courtney Steichen.

Row 3: Brynn Stenehjelm, Kyle Rudningen, Amanda Kleppe, Regan Helbling, Laura Morgan, Erika Stein, Scott Poswilko, Jennifer Dobis, Tanner Anderson, Heather Liebe, and Jamie Odden.

Row 4: Shelby Dvorak, Kara Prussing, Amber Nielsen, Sejal Parikh, Kelsey Gladen, Rebecca Asp, Ashley Horner, Cole Laber, Mark Schlotterback, Siddhant Dash, Lucy Ledyard, Natalie Crawford, Collette Chorney, Christopher Traynor, Steven McKnight, Erik Heitkamp, and Andrew Dockter.

Row 5: Grant Larson, Brent Klinkhammer, Zachary Fowler, Wesley Halseth, Bryan LaBore, Luke Hushagen, Stephen Rostad, Ethan Kraft, Matthew McGee, Marcus Geffre, Brady Junes, Alexander Johnson, David Parker, Alec Ganske, Tyler Downing, Brandon Potter, Bradley Kvamme, Ryder Bekkedahl, Michael Gruchalla, David Collins, and Christopher Hellekson.

Not pictured: Kelvin Dan.

PARTING SHOTS



On March 2, Dean Wynne gave a Dean's Hour talk on "Practical Electrocardiography: Tachyarrhythmias."



**Master of Physician Assistant Studies
Class of 2017**

Front Row (from left): Elizabeth Morton, Lisa Steers, Matthew Ryba, Lindsay Venn, and Agatha Ottem.

Row 2: Mitchel Leers, Travis Booke, Vicki Andvik, Savannah Prodzinski, and Brianna Strube.

Row 3: Angela Schuster, Rachel Watson, Katayoon Mohammadi, Kathryn Dietz, Togan Cottrell, Rebekah Dunn, Emil Trutwin, and Boris Davydov.

Row 4: Jessica Anderson, Leslee Graff, Nicole Lemieux, Brian Steen, and Michael Butler.

Row 5: Tim Olsen, Rebecca Hoistad, Benjamin Beuchler, Brian Adams, Katherine McFarland, Pamela Flavin-Lee, Annette Larson, Alyson Dahl, and Dennis Stewart.

Not Pictured: Charlie Wood



**Bachelor of Science in Athletic Training
Class of 2017**

Front Row (from left): Alexandra Olson, Kathleen Bartuska, Garrett Thompson, Derek Anderson, and Amanda Tangen.

Row 2: Morgan Kirchmeier, Sydney Larson, Hannah Freden, Lea Aaberg, and Hailey Lick.

Row 3: Alex Nagel and Blaine Birtzer.



Courtesy of Lifetouch Special Events

Master of Occupational Therapy Class of 2017

Front row, (from left): Sara Johnson, Kate Gearman, Emily Germolus, April Schmiesing, Olivia Isaacson, Brooke Friederichs, Amber Daly, Brittany Davis, Leah Sherman, Michael Thurn, and Warren Ross.

Row 2: Jessica Nordmeyer, Kelsey Kanwischer, Alison Ikeogu, Jamie Schacht, Courtney Jacobson, Mikayla Greely, Katherine Erickson, Kelsey Glatt, and Dr. Jan Stube.

Back Row: Tessa Richards, Anna Huss, Amy Fitzsimmons, Ashley Zimmer, Alexa Martel, Luke VanHavermaet, Rachel Kos, Jacy Whaley, Courtney Funk, Carissa Bircham, Lynn Bielski, Brian Lefavour, Samantha Guenther, Andrew Olander, Emilee Rath, Alison Tonsager, and Tracy Perish.

Not pictured: Marcus Sickler, Esada Mujcic, and Jessika Lackie.



Courtesy of Lifetouch Special Events

President Kennedy is shown with Ann Sanoji Samarakkody, PhD 2017, who earned her degree from the Department of Biomedical Sciences. Her dissertation project focused on investigating molecular mechanisms that regulate the process of transcription, which is the first step of gene expression, specifically in the context of gene activation. Her work demonstrates that transcription factors orchestrate the activity of a gene in a stimulus-specific manner. She has been working as a postdoctoral research fellow (division Hematology and Oncology) at Boston Children's Hospital and Harvard Medical School since April.



Master of Public Health Class of 2017

Front row (from left): Arnold Forlemu, Xia Lu, Jessica Knutson, and Ryan Fischer.

Back row: Benjamin Larson, Skyler Ienuso, Michael Strinden, and Michael Dulitz

Not pictured: Allie Canoy Illies, Saima Choudhry, Tempest Dawson, Emily Hallie, and Lauren Whitted.



Doctor of Physical Therapy Class of 2017

Front Row (from left): Shelby Carlson, Courtney McDonald, Marcé Schultz, Kelley Olson, Kelsey Lafond, Ashley Hickox, Erin Yankovec, Chase Kerber, Corey Langerud, Megan Sween, Lindsay Palmquist, and Stephanie Erlandson.

Row 2: Brittany Bleichner, Tiffany VanHaaften, Daniel Himmerick, Megan Shanahan, Brianna Gustafson, Abby Brenner, Melanie Fuller, Marissa Adolphson, Lauren Trudel, Kelsey Wiskow, Lauren Graham, Isaac Bitter, and Alicia Bullinger.

Row 3: William Hunt, Benjamin Holter, Brianna Albrecht, Jenna Goecke, Brittany Tronnes, Kelsey DeCamp, Evan Condry, Jamie Drevlow, Jenna Wyffels, Ashley Fedie, and Jordan Peterson.


Row 4: Mason Hegna, Shelby Troisdahl, Nicholas Hastert, Aaron Bakker, Jedrick Mazion, Wesley Anderson, Joshua Johnson, Brock Clements, Roy Nelson, Benjamin Lofgren, Allen Kennedy, and Joe Perry.



SMHS and UND students who participated in the Indians Into Medicine Program at UND were acknowledged at the Honor Ceremony held during Wacipi in April at UND. Dean Wynne spoke at the Honor Ceremony.

Front row, from left: Kelvin Dan, MD 2017; Brandon Potter, MD 2017; Mary Leaf, Bachelor of Science Nursing (BSN); Katey Monette, BSN; Cassandra Cross, MD 2017; Brandi Champagne, 2017 Bachelor of Science Medical Laboratory Science; and Mamie Bender, BSN.

Back row, from left: James Lindgren, Bachelor of Science Social Work; Tyler Downing, MD 2017; David Parker, MD 2017; Melissa Wheeler, Master of Arts Counseling Psychology; and Nicole Beston, BSN. Not pictured were Cole Allick, Master of Health Service Administration (at the University of Washington); Bethany Davis, PhD, Biomedical Sciences; and Tempest Dawson, Master of Public Health.



Department of Medical Laboratory Science Master of Science, Bachelor of Science, and Certificate Graduates for August 2016, December 2016, and May 2017

Students enrolled in the BS degree or MLS certificate program are required to complete an on-campus summer session immediately before completing a two-semester clinical practicum in their final year of academic study. This summer session (also known as Summer Practicum) is an intensive 40-hour-per-week experience that consists of 13 credits of academic study. In the photo are the students who completed the 2016 Summer Practicum.

August 2016 Graduates

Bachelor of Science: Larisaa Dube, Shelby Morcomb, Samantha Christensen

December 2016 Graduates

Bachelor of Science: Liban Adan, Regina Haeflinger, Abigail Miller, Zuhur Muhumed, Andres Salinas

Master of Science: Samantha Peterson

May 2017 Graduates

Bachelor of Science: Brianna Abrahamson, Joyce Anderson, Teal Bjerk, Hannah Charpentier, Alex Donadio, Jacob Erickson, Sarah Hartenstein, Masami Hida, Meagan Hollis, Grant Jacobson, Jacob Karsten, Kassandra Kompelien, Kaitlyn Kraska, Jessica Latterell, Jennifer Loff, James Mayes, Scott Metzger, Amy Oftedahl, Karissa Olson, Karlie Ostrom, Connor Robley, Abigail Salinas, Lakyn Sandness, Stephanie Shimota, Temesgen Sinamo, Amy St. John, Erin Todd, Tori Torok, Brett Vogel, Kelsey Weber, Kelli Williamson, Ashlynn Windjue

Certificate Medical Laboratory Science:

Ahlam Alchikh, Ghaleb Aldossary, Christopher Barton, Edward Bernas, Jannati Bristi, Kevin Chalich, Jonathan Clark, Benjamin Dreher, Jessie Elliot, Molly Evans, Jade Finstad, Ismail Hassan, Aisha Hawsawi, Angela Hegland, Jessica Hennings, Justin Howard, Rebecca Huppler, Maisie Januszewski, Samantha Karl, Ashley Kaya, Leah Klosiewski, Austin Korczak, Nicholas Lemon, Morgan Long, Hallie Meink, Sawyer Merry, Raeleigh Moe, Joseph Moberg, Brian Monson, Samantha Nellesen, Jasmin Peterson, Jenessa Phillipczyk, Nathan Rongstad, Jeffyvonne Sands, Jeongseung Son, Jeffrey Spangenberg, Jerrod Stoker, Hailee Swennes, Samantha Vang, Mickenzie Welder, Halie Werner-Osterloh, Kathryn Worrell

Master of Science: Guilaine Deberry, Alex Hastings, Shannon Hughes, Amanda Kirts, Emily Knutson, Deborah McClelland, Michelle VanAcker, Kati Visser, Kipp Wilson



University of North Dakota School of Medicine and Health Sciences
A National Leader in Rural Health - Serving North Dakota since 1905
1301 North Columbia Road Stop 9037 • Grand Forks ND • 58202-9037
701-777-4305 www.med.und.edu

Periodical POSTAGE PAID

ADDRESS SERVICE REQUESTED

October 6–7
Join us for
UND Homecoming 2017

Celebrating Milestone Graduates and 50 Years of Physical Therapy
Grand Forks, ND

