

North Dakota's new home
for interprofessional healthcare education and research

NORTH DAKOTA MEDICINE

THE UNIVERSITY OF NORTH DAKOTA SCHOOL OF MEDICINE & HEALTH SCIENCES

MD Class of 2020

DPT Class of 2018



— THIS IS —
YOUR
 — LEGACY. —

IMAGINE THE FUTURE

Our students choose a career in healthcare because they have a true desire to help people. You can help create the future by supporting students across all programs in our School.

Biomedical Sciences | Medical Doctor
 Medical Laboratory Science | Occupational Therapy
 Physician Assistant Studies | Physical Therapy
 Public Health | Sports Medicine

UNDalumni.org/medicine





**UNIVERSITY OF NORTH DAKOTA
SCHOOL OF MEDICINE AND HEALTH SCIENCES**

MARK KENNEDY, President, University of North Dakota
 JOSHUA WYNNE, Vice President for Health Affairs and
 Dean, School of Medicine and Health Sciences

EDITOR Denis MacLeod
WRITERS Matt Eidson, Denis MacLeod,
 Jessica Sobolik

CONTRIBUTORS Kristen Peterson
GRAPHIC DESIGN Laura Cory, John Lee, Victoria Swift
PHOTOGRAPHY Shawna Noel Schill, Wanda Weber

www.ndmedicine.org

WEBMASTER Eric Walter

NORTH DAKOTA MEDICINE (ISSN 0888-1456;
 USPS 077-680) is published four times a year (March, June,
 September, December) by the University of North Dakota
 School of Medicine and Health Sciences, Room W103,
 1301 N Columbia Road Stop 9037,
 Grand Forks, ND 58202-9037.
 Periodical postage paid at Grand Forks, ND.

Printed at Forum Communications Printing, Fargo, ND.

All articles published in **NORTH DAKOTA MEDICINE**,
 excluding photographs and copy concerning patients,
 can be reproduced without prior permission from the editor.

Want more **NORTH DAKOTA MEDICINE**?
 Look for this symbol, and check out our
WEB EXCLUSIVES site: www.ndmedicine.org



NORTH DAKOTA MEDICINE

THE UNIVERSITY OF NORTH DAKOTA SCHOOL OF MEDICINE & HEALTH SCIENCES

FEATURES

MD Class of 2020	12
Doctor of Medicine Class of 2020 begins studies.	
How to Move a Medical School	14
Transitioning to the new SMHS headquarters at UND proved to be a challenging—but doable—task.	
School of Medicine and Health Sciences Floor Plans	16
View the layout of all four floors.	
Born of Light	20
Design illuminates new ways to teach, learn, and do research.	
DPT Class of 2018	22
Doctor of Physical Therapy Class of 2018 begins clinical studies.	
Thank you to Individuals and Businesses	24
Thank you to everyone who made the new building a reality.	

DEPARTMENTS

Dean's Letter	4
News Briefs	6
Alumni Notes	26
In Memoriam	27
Philanthropy	28
Parting Shots	34



**POSTMASTER: Send address corrections to:
 ND Medicine Address Correction**

UND School of Medicine and Health Sciences

Office of Alumni and Community Relations, Attn: Kristen Peterson
 1301 North Columbia Rd. Stop 9037, Grand Forks, ND 58202-9037
 e-mail: kristen.peterson@med.und.edu
 phone: 701-777-4305

NORTH DAKOTA MEDICINE is available online at www.ndmedicine.org

North Dakota's New Home for Healthcare Education and Research



The dream has become the reality! After one year of planning and two years of construction, the new home for the UND School of Medicine and Health Sciences (SMHS) opened its doors to the medical student Class of 2020 on August 1. On August 23, they were followed by students in the health sciences and biomedical sciences, as well as students who take biomedical science courses taught by our faculty to fulfill requirements for disciplines across campus such as nursing, nutrition and dietetics, teaching, and forensic science. The phased move of people and equipment from the old to the new building started in May of this year and was substantially completed over the three months ending in August. The wonderful news is that the move was completed essentially on schedule and on budget—not a trivial task considering that it is the largest (in dollar amount) public building construction project in the history of North Dakota at about \$124 million.

The new building is the result of healthcare workforce planning by the UND SMHS and its Advisory Council dating back to 2011. It was in that year that the *First Biennial Report: Health Issues for the State of North Dakota* was released by the UND SMHS Advisory Council and the SMHS. After assessing the health of the citizens of North Dakota, the extant health delivery system, and demographic projections for the future, the *Report* concluded that North Dakota needed to do four things to meet its healthcare delivery challenges as encapsulated in the proposed Healthcare Workforce Initiative (HWI):

- Focus on population health to address behavioral determinants of disease and thus reduce disease burden.
- Retain more of the state's healthcare graduates for practice in the state.
- Expand class size to produce more healthcare graduates.
- Improve the efficiency of healthcare delivery through the use of interprofessional healthcare delivery teams.

The 62nd Legislative Assembly approved and funded a modest increase in class size, but deferred greater implementation of the HWI pending further study. That subsequent study demonstrated that the UND SMHS was operating its old building at an efficiency level that was above national norms; thus, further class size expansion was felt to be implausible in the old building. Accordingly, three construction options were offered—two that renovated the old building and a third that proposed an entirely new building. In the end, the new building option was approved and funded by the 63rd Legislative Assembly.

Planning for the new building started with a town hall meeting of faculty, staff, and students on June 12, 2013. Exactly one year later (on June 12, 2014) a ground-breaking ceremony officially started the construction of the new 325,000-square-foot, four-story new facility. Construction of the building was substantially complete less than two years later. Remarkably, there was not a single lost day of work by any of the construction workers from an on-the-job injury—over 500,00 worker-hours of construction work without a serious mishap. That remarkable safety record was largely the result of the safety culture that our construction manager-at-risk (PCL Construction) insisted on at every step in the process.

The 64th Legislative Assembly re-endorsed the proposed components of the HWI and provided additional funding to ensure that the core initiatives of the HWI could be implemented:

- A master of public health degree program (a joint undertaking with NDSU).
- Programs like the RuralMed Scholarship Program to increase retention of healthcare graduates for practice in the state.
- Expansion of medical student, health sciences student, and residency slots.
- Emphasis on interprofessional education and care delivery to improve and enhance team-based care of patients.



The new building thus had two important fundamental reasons for its approval and funding:

- A pressing need to expand class size that exceeded the capabilities of the old building.
- The need to colocate all academic departments, some of which were scattered around the UND campus, within a centralized location so that optimal interprofessional education could occur. In addition, this colocation and the design of the building will facilitate team-based science by the researchers, greater integration of simulation in learning, and foster collaboration by students, faculty, and staff.

There were additional financial incentives to support the concept of constructing a new building, including enormous intermediate- and long-term deferred maintenance and utility costs in the old building, and the likelihood of additional cost returns to UND from the federal government for ongoing and future grant-supported research projects in recognition of the state's expenditures on the new facility. The estimated savings and additional revenue generation should prove to be substantial and were added incentives for the construction of a new building.

The finishing touches on the new building are just about done, and we are looking forward to the official opening of the building at the end of the week celebrating UND Homecoming 2016. After a morning session offering a continuing medical and health sciences clinical education symposium, the ribbon-cutting for the new facility will

take place during the 1:00 p.m. grand opening ceremony on Friday, October 14. Leading off the festivities will be Governor Jack Dalrymple and UND President Mark Kennedy, along with others who have helped to make the dream of a new building a reality.

But the real essence of the building is not just the state-of-the-art laboratories; learning communities, specially designed areas of the building where medical and health sciences students will interact to foster interprofessionalism; lecture halls; classrooms; and small-group rooms that adorn the building, but rather the great educational processes that are occurring in the building and will continue in the future. In that way, this building in Grand Forks will positively affect the entire state of North Dakota for years to come by increasing the availability and efficiency of the healthcare provider workforce. The theme of the opening ceremony is a quote from Winston Churchill: "We shape our buildings and afterwards our buildings shape us." We expect the new building to help shape the future of healthcare delivery in North Dakota for decades to come.

Dave Molmen, MPH
CEO, Altru Health System
Chair, UND SMHS Advisory Council

Joshua Wynne, MD, MBA, MPH
UND Vice President for Health Affairs
Dean, UND School of Medicine and Health Sciences

Physical Therapy Students Develop Creative Communications Classes



A series of classes titled Creative Communications was inspired by physical therapy students who wanted to connect with their patients through effective communication, specifically with individuals who have hearing impairments. The series consisted of three classes that were developed and coordinated by UND PT students Kelsey Lafond and Abby Brenner. Students from the first- and second-year classes were invited to attend. Although there are many options to communicate

nonverbally, especially with advancing technology, the class sessions were focused on sign language and communication devices. All of the class sessions were well-attended with participants active in using the sign language options presented.

Henry Brenner (in photo), the grandfather of PT student Abby Brenner, led the initial class. Brenner has been deaf since the age of six months and shared his experiences and perspectives on “deaf culture” and overcoming adversity with a hearing impairment. He also taught some basic signs. The students were engaged as they learned the sign language alphabet and numbers, along with some signs that would be useful in clinical practice. His advice to the group of future physical therapists

was to learn some basic signs as a way to communicate with people that use sign language, even if it is simply fingerspelling. The students enjoyed learning from this longtime coach, teacher, and sports enthusiast and appreciated his mentorship.

During the second class, Lindsey Miskavige, a 2006 master of science graduate of UND and a speech language pathologist employed at Altru Rehabilitation Center, demonstrated the use of several communication devices that are commonly used by patients. She explained the varying levels of technology available as well as the order in which you would introduce communication devices. Miskavige shared her own experiences using each device in her clinical work and provided tips on how to implement the devices efficiently.

Mark Brenner, father of PT student Abby Brenner and son of Henry Brenner, presented the final class. Mark is a 1989 graduate of the UND PT program and is currently employed at Sanford Health in Fargo. Before entering elementary school, Mark grew up around his father’s students at the North Dakota School for the Deaf/Resource Center for Deaf and Hard of Hearing in Devils Lake, where Mark became fluent in sign language. In his current practice, when an individual with a hearing impairment needs physical therapy, Mark is often the therapist who will care for the individual. During this class, Mark focused on sign language for words and phrases he felt were most important in providing effective physical therapy intervention. He also provided guidelines to promote communication between therapists and patients and to facilitate effective communication with patients who have hearing impairments.

Throwing the Wrong Switch

Husband-and-wife UND research team explores how cells make decisions and gene “switches” can go wrong, which could lead to the onset of cancer.

Diseases like cancer sometimes start because a genetic switch goes bad—just like faulty wiring in your home leads to problems.

University of North Dakota molecular biologists and research collaborators, and husband-and-wife team Archana Dhasarathy and Sergei Nechaev are searching for clues in the body’s “switches” that turn genes on and off. When that system works right, things run smoothly, but when they go awry, you start seeing problems such as cancer.

This vital work is done at the molecular level; you can’t really see directly what’s going on, say Dhasarathy and Nechaev. Both are in the UND Epigenetics COBRE and the Epigenetics and Bioinformatics Core at the School of Medicine and Health Sciences—in other words, they’re both experts in the highly complex field of molecular genetics.

“We’re looking at the basic mechanism of how cells are programmed epigenetically into different fates,” said Nechaev; that is, how cells become, say, muscle cells or stomach lining cells or liver cells.

“It all starts with genes, which are pretty much the same,



Archana Dhasarathy and Sergei Nechaev

but the information can be read completely differently in different cell types,” Nechaev said. “We’re trying to see how cells know how to activate. It’s not about genes, it’s about which genes and patterns of genes are active in each cell type.”

The problem here—and it’s a very big problem—is how do cells know which pattern of genes to activate.

“It’s tough because we have thousands of them to choose from,” Dhasarathy said. “How do cells do this properly and, for the most part, avoid improper choices which could lead to cancer (and other diseases).”

Their work—like that of many of their colleagues in research today—is largely collaborative. It involves experts in a variety of fields such as bioinformatics and systems biology.

UND School of Medicine and Health Sciences Inducts Gold Humanism Honor Society Members



From left, Mark Schlotterback; Kyle Rudningen; Wesley Halseth; Hasanga Samaraweera; Brandon Potter; Amy Borys; Kara Prussing; Charles Christianson, MD; Rebecca Asp; Michael LeBeau, MD; Heather Liebe; Marcus Geffre; and Jon Allen, MD.

Ten medical students from the Doctor of Medicine Class of 2017 at the University of North Dakota School of Medicine and Health Sciences were inducted into the Gold Humanism Honor Society on June 20 at the induction ceremony in Grand Forks.

Michael LeBeau, MD, clinical assistant professor of internal medicine at the UND SMHS, and a nephrologist for Sanford Health in Bismarck, N.Dak., was inducted into the society as the faculty recipient of the Leonard Tow Humanism in Medicine Award. Dr. LeBeau was the keynote speaker as well.

Limited to fifteen percent of the senior class, the Class of 2017 inductees were selected through a process that included peer nomination and subsequent confirmation by the School's Gold Humanism Honor Society Oversight Committee.

Honorees from the Class of 2017, and their hometowns, are the following individuals:

- Rebecca Asp, Hankinson, N.Dak.
- Amy Borys, Cando, N.Dak.
- Marcus Geffre, Mayville, N.Dak.
- Wesley Halseth, Minot, N.Dak.
- Heather Liebe, Cary, N.C.
- Brandon Potter, Denver, Colo.
- Kara Prussing, Bismarck, N.Dak.
- Kyle Rudningen, Clearwater, Minn.
- Hasanga Samaraweera, Fargo, N.Dak.
- Mark Schlotterback, Billings, Mont.

Committed to fostering a culture of professionalism and humanism, the School's Gold Humanism Honor Society chapter provides a formal mechanism to highlight and recognize, as a group, those students who exhibit high levels of humanistic qualities in their day-to-day lives. These qualities include integrity; sound moral reasoning; compassion and empathy toward patients; effective communication skills; the ability to engender trust and confidence among patients, staff, and colleagues; and a deep commitment to humanitarian services.

The GHHS is funded by a grant from the Arnold P. Gold Foundation.

U.S. Death Investigators Pursue Courses through UND Department of Pathology

Working as the eyes and ears for forensic pathologists, death investigators require special training to reconstruct accident or crime scenes. The Department of Pathology at the University of North Dakota School of Medicine and Health Sciences, along with the Office of Extended Learning, offer a series of online, enroll-anytime courses designed to train a wide variety of candidates. In September 2010, the National Institute of Justice awarded a five-year, just under \$1 million grant to the Department of Pathology to develop and deliver the courses. The original goal of the NIJ grant was for UND instructors to reach 1,000 to 2,000 online participants. Although this grant is completed, during the grant, UND had over 15,000 registrations from all 50 states, as well as the District of Columbia, Puerto Rico, several U.S. territories, and 46 countries, from Antigua to Zambia.

The six courses were expanded and modernized and are now offered through the Office of Extended Learning. They are designed for physicians, rural coroners, aspiring candidates for employment and certification as a death investigator, EMS/first responders, law enforcement, nurses, physician assistant students, other forensic scientists, morticians, and full-time ABMDI death investigators. ABMDI is the American Board of Medicolegal Death Investigators, a voluntary national, not-for-profit, independent, professional certification board that has been established to promote the highest standards of practice for medicolegal death investigators.

In addition to the ABMDI, the courses are approved by the Minnesota Department of Health—Mortuary Science Program, North Dakota Board of Nursing, and meet the Police Officer Standards and Training (POST) for Minnesota, Montana, North Dakota, and Tennessee. UND instructors developed the courses based on national principles established by the NIJ, which is the research, development, and evaluation agency of the U.S. Department of Justice.

The NIJ recognizes that UND and its forensic pathology professionals possess the expertise, professional standards, and resources that are essential to impart a high-quality education. UND's Forensic Pathology Facility has earned full accreditation from the National Association of Medical Examiners (NAME). NAME is the national professional organization of physician medical examiners, medical death investigators, and death investigation system administrators who perform the official duties of the medicolegal investigation of deaths of public interest in the United States. NAME is recognized as the premier professional organization of forensic pathologists and death investigators.

UND's facility is the first to achieve NAME accreditation in North Dakota and South Dakota; it is the sole accredited forensic pathology provider between Minneapolis, Minn., and Spokane, Wash.

UND SMHS professionals at the facility perform full medicolegal death investigations and forensic autopsies for Grand Forks County and eight counties in northwestern Minnesota: Kittson, Lake of the Woods, Mahanomen, Marshall,

Norman, Polk, Red Lake, and Roseau. In addition, they serve as consultants to North Dakota coroners and perform forensic autopsies for 21 counties in North Dakota.

"We have a great team serving death investigators across the nation," said Mary Ann Sens, MD, PhD, professor and chair of the Department of Pathology at the UND SMHS, and past president of NAME. "Everyone, every family, every community needs sympathetic, professional, and high-quality death investigation done with respect, honesty, and completeness. Our justice system, public health system, and families all depend on timely and professional investigations done with integrity and respect."

Associate Professor and Assistant Medical Examiner Walter Kemp, MD, PhD, leads UND's effort in teaching the courses. The expertise of Kemp and Sens is bolstered by Associate Professor and Assistant Medical Examiner Mark Koponen, MD.

In addition to supporting law enforcement and other agencies, UND trains investigators to recognize issues that affect public health and occupational safety. In particular, UND has made a commitment to train rural and frontier investigators who face a unique set of challenges that their urban counterparts don't face. Most importantly, students are taught the critical skills professional death investigators need to serve victims' families at a time of need, personal loss, and tragedy.

"This training is key for all first responders and those charged with the responsibility of death scene response," Sens said. "With this training, we can ensure the highest standard is met for all North Dakotans and others who need their questions answered and their medicolegal needs met while respecting and informing family members in a time of crisis and loss."

If you would like more information or to register for Death Investigation Training, please visit the UND Office of Extended Learning's website at <http://und.edu/academics/extended-learning/non-credit/death-investigation-training/>.

UND's MPH Program Earns Accreditation

The Master of Public Health Program at the University of North Dakota School of Medicine and Health Sciences has earned full accreditation from the Council on Education for Public Health (CEPH). CEPH is an independent agency recognized by the U.S. Department of Education to accredit schools of public health and public health programs.

The intensive three-year review process ensured the quality and value of the public health education students receive and the degrees they are awarded and prepares competent public health graduates, many of whom will stay in North Dakota or the region. Accreditation also expands opportunities for MPH graduates. Some jobs and fellowships are only open to graduates of CEPH-accredited schools or programs, and graduation from an accredited program makes graduates eligible to become certified in public health through the National Board of Public Health Examiners.

"Accreditation of the MPH Program is a testament to the hard work of our exceptional faculty and staff and the steadfast support of our university and community stakeholders," said MPH Program founder and director Raymond Goldsteen, DrPH. "North Dakota and the public health community will be the beneficiaries of the quality educational experience this team provides."

The MPH Program at UND has two specializations. Population Health Analytics provides a unique and rigorous preparation for highly competitive analytics jobs in health. These graduates have the strong quantitative skills needed to model and evaluate health improvement interventions. An emerging area in this specialization is application of system dynamics to population health improvement, which is a joint venture with the University of Bergen in Norway. Health Management and Policy, the other specialization area, is a joint venture with the UND College of Business and Public Administration. Both specializations prepare students to contribute to population health improvement through understanding the multiple determinants of population health—medical care, public health interventions, the social environment, the physical environment, and individual behavior.

UND Scientist Publishes Report on Prenatal Alcohol Exposure

Currently, about 50 percent of infants in the United States and in North Dakota have some alcohol exposure in early pregnancy. Most of these infants' mothers then quit drinking. However, about 6 percent to 10 percent of pregnant women drink throughout their pregnancy.

"Many people thinking about this issue would recognize the link between maternal drug use and developmental problems, which is a major public health issue in the United States and across the world," said Larry Burd, PhD, a professor in the Department of Pediatrics at the University of North Dakota School of Medicine and Health Sciences, and director of the Fetal Alcohol Syndrome Center at the UND SMHS. The center provides prevention, diagnostic, and treatment services for people of all ages who have concerns related to prenatal alcohol exposure.

"However, the much larger problem of prenatal alcohol

exposure is a far more serious and much larger public health issue across the world and in North Dakota that is often overlooked," Burd said. "This level of prenatal exposure is linked to increasing rates of complications during pregnancy and in the newborn."

The 2015 North Dakota Legislative Assembly created the North Dakota Task Force on Substance Exposed Newborns to study the growing problem and to produce a report for the 65th Legislative Assembly, convening in 2017. Burd was the author of the report submitted to the task force, *A Report to the North Dakota Task Force on Substance Exposed Newborns*.

"In some cases these children will have a fetal alcohol spectrum disorder," Burd said. "These disorders typically are lifelong disorders and extremely costly. The tragedy here is that these are preventable conditions."



Because of the diversity of its students, the program is designed for full- and part-time study, as well as distance education through live broadcast of all classes, including to satellite sites at the SMHS's Southwest Campus in Bismarck and Northwest Campus in Minot, and Casper College in Casper, Wyo.

The MPH Program at the UND SMHS welcomes applicants from a wide variety of backgrounds, including the social and behavioral sciences; the biomedical sciences; mathematics, statistics, and computer science; and the humanities. In addition, the MPH is an excellent partner for all clinical degrees, including medicine, nursing, medical laboratory science, physician assistant, physical therapy, and occupational therapy, because it expands professional opportunities in these fields. Also, those who wish to apply for a clinical program find that the MPH degree can enhance their application as well as their preparation for their clinical career.

National Institutes of Health Funds UND Scientist's Lyme Disease Research

Lyme disease, caused by the spiral-shaped bacterium *Borrelia burgdorferi* (Bb), is the cause of more than 90 percent of all arthropod-borne diseases affecting humans in the United States. Arthropods are a group of animals that includes lobsters, crabs, ticks, spiders, mites, insects, centipedes, and millipedes. Estimates from the Centers for Disease Control and Prevention



(CDC) suggest that 300,000 people each year are affected by Lyme disease. Total direct medical costs of Lyme disease and post-treatment Lyme disease syndrome (PTLDS) in the United States are estimated at \$1.3 billion per year.

“Controlled trials of long-term antibiotic treatment for post-treatment Lyme disease symptoms have failed to show benefits,” said Catherine Brissette, PhD, an assistant professor in the Department of Biomedical Sciences at the University of North Dakota School of Medicine and Health Sciences. “If active infection is not responsible, what causes the persistent, lingering symptoms in patients treated with long-term antibiotics? Our data suggest Bb is a ‘hit and run’ pathogen, and the presence of live bacteria is not required to drive persistent inflammation.”

Inflammation is the human body's immunological defense against invasion by foreign organisms, such as bacteria and viruses. It is marked by redness, heat, swelling, pain, and loss of function of a body part.

The National Institutes of Health has granted Brissette over \$380,000 to pursue a unique approach to fend off the effects of Lyme disease. Her work will look at how exposure to Bb leads the DNA (deoxyribonucleic acid) in cells to code for chronic inflammation, which is a hallmark of numerous neurodegenerative and neuroinflammatory diseases.

DNA contains the instructions used by cells to produce proteins, the building blocks of the human body that compose muscle, bone, skin, hair, and every other body part or tissue. The DNA code is communicated to the protein-building mechanisms in cells by RNA (ribonucleic acid).

Brissette and her research team will look at a special type of RNA called microRNA that, instead of communicating DNA code to build proteins, act to silence the process. Previous work by Brissette has shown that certain microRNA increase in cells after exposure to Bb.

“This will be the first study to compare global changes in the microRNA landscape following exposure to Bb,” Brissette said. “In addition to understanding how these microRNAs drive inflammation and disease, our study may uncover novel microRNA biomarkers. MicroRNAs induced in certain disease states can be detected in blood and can have diagnostic and prognostic utility.”

The NIH's grant to Brissette came through the UND SMHS's Epigenetics COBRE, (pronounced “KOH-bree”), an acronym for the NIH's Centers of Biomedical Research Excellence program.

The study of how environmental factors—everything from blood glucose levels to stress—may affect DNA is known as epigenetics (a combination of the prefix *epi*, derived from Greek for “above,” and the word *genetics*). Scientists who study epigenetics look at how genes are expressed (how genes are turned on or off) without affecting the DNA sequence directly.

“I am grateful to the UND Epigenetics group, particularly my co-investigator Archana Dhasarathy, PhD, and the COBRE Principal Investigator Roxanne Vaughan, PhD,” said Brissette. “Through my interactions with this dynamic group, I was able to take my research in Lyme disease into a new and exciting area by blending neuroscience, infectious disease, and epigenetics. Having strengths in all three of these research areas at UND really allows individual investigators to think outside the box and apply knowledge from other disciplines to their own.”

Other researchers working with Brissette in her study are Timothy Casselli, PhD, a UND postdoctoral researcher, and Derick Thompson, a UND graduate student.

“We hope these studies lead to a broader understanding of how patients remain symptomatic even after antibiotic treatment,” she said. “Once we understand the mechanisms, we can then develop strategies to treat patients suffering from long-term complications. Our studies should also uncover novel biomarkers that we can use to diagnose patients as well as predict disease course and severity. Having this information will allow for faster diagnosis and earlier intervention.”

UND Summer Undergraduate Students Present Research

Fifty undergraduates presented the results of their labors this summer at the University of North Dakota School of Medicine and Health Sciences Summer Undergraduate Research Experience poster session on August 4. For 10 weeks this past summer, students from UND, as well as from rural and tribal colleges in Minnesota, North Dakota, and across the nation have conducted research and participated in a number of related educational opportunities. Students participated, shoulder-to-shoulder, with their mentor scientists from the UND Department of Biology, the UND Department of Civil Engineering, the UND SMHS Departments of Pathology and Biomedical Sciences, Cankdeska Cikana Community College, and the UND SMHS Center for Rural Health.

Funding for the students came from a variety of organizations, including the National Institutes of Health, National Science Foundation, U.S. Department of Health and Human Services, and the Office of the Dean at the UND School of Medicine and Health Sciences.

The students conducted biomedical research with scientists whose work has implications in the areas of neurological disease, cancer, diabetes, drug addiction, heart disease, and aging. Other research projects involved studying environmental influences on biological organisms.

One of the goals of the summer research program is to provide students with the opportunity to work side-by-side with an established research scientist. An additional goal is to recruit students from rural and tribal colleges for future participation in UND undergraduate and graduate programs. The program included students from North Dakota state community colleges and several high schools. The summer research program is designed ultimately to bolster the workforce pipeline of biomedical research scientists and healthcare professionals.

Students receive specific laboratory training. In weekly professional development sessions, the undergraduates learn how to responsibly conduct research, what is required in graduate and medical school application processes, and scientific writing. At the end of the summer, the students present their work in a research poster session.

In addition to the University of North Dakota, this year's participants are from Central Valley High School, Buxton, N.Dak.; the College of Idaho, Caldwell, Idaho; College of St. Benedict/St. John's University, St. Joseph, Minn.; Concordia College, Moorhead, Minn.; Dakota College of Bottineau, Bottineau, N.Dak.; Drake-Anamoose High School, Drake, N.Dak.; Hillsboro High School, Hillsboro, N.Dak.; King University, Bristol, Tenn.; Millersville University, Millersville, Pa.; Presentation College, Aberdeen, S.Dak.; Sacred Heart High School, East Grand Forks, Minn.; Sinte Gleska University, Mission, S.Dak.; St. Olaf College, Northfield, Minn.; United Tribes Technical College, Bismarck, N.Dak.; University of Denver, Denver, Colo.; University of Illinois, Urbana-Champaign, Ill.; University of Jamestown, Jamestown, N.Dak.; University of Mary, Bismarck, N.Dak.; Wayne State College,

Wayne, Neb.; and York College, York, Neb.

The students and their hometowns are the following:

- Alex Stone, Aberdeen, S.Dak.
- Tyler Fahy, Anamoose, N.Dak.
- Zackary Dent, Barnesville, Minn.
- Christian Peltier, Belcourt, N.Dak.
- Kayana Trottier, Belcourt, N.Dak.
- Kelsa Didier-Mills, Bellwood, Neb.
- Brett Alberts, Bismarck, N.Dak.
- Nikola Ves, Bottineau, N.Dak.
- Miranda Goodman, Bristol, Tenn.
- Arianna Riley, Buxton, N.Dak.
- Ben Mueller, Cummings, N.Dak.
- Nicholas Smith, Danbury, Wis.
- Abbie Sondeland, Edinburg, N.Dak.
- Katlin Schmitz, Elk River, Minn.
- Andrew Hao, Fargo, N.Dak.
- Kirsten Schumacher, Fargo, N.Dak.
- Steven Russel, Farmington, Minn.
- Natisha Corum, Grafton, N.Dak.
- Alexis Antonenko, Grand Forks, N.Dak.
- Eric Millette, Grand Forks, N.Dak.
- Flint Devine, Grand Forks, N.Dak.
- Paige Goodman, Grand Forks, N.Dak.
- Valerie Doze, Grand Forks, N.Dak.
- Paige Freeberg, Hampton, Minn.
- Megan Braun, Hastings, Minn.
- Sarai Seymour, Lake Worth, Fla.
- Jack Warner, Lampeter, Pa.
- Micah Kerney, Mandan, N.Dak.
- Olivia Thorleifson, Manitou, Manitoba
- Erika Scheibe, Meridian, Idaho
- Lane Vendsel, Minot, N.Dak.
- Nora Rimatzki, Minot, N.Dak.
- Howard Fuller, Mission, S.Dak.
- Alyssa Brown, Ogallala, Neb.
- Mathew Cox, Olympia, Wash.
- Ashley Detlaff, Palos Heights, Ill.
- Harmoni Bahr, Rapid City, S.Dak.
- Todd Andersen, Rogers, Minn.
- Eleanor Swenson, St. Paul, Minn.
- Brandon Narum, Stanley, N.Dak.
- Mickayla DuFresne-To, Stillwater, Minn.
- Seth Arntz, Thompson, N.Dak.
- Cassidy Peterson, Velva, N.Dak.
- Alexa Ward, White Bear Lake, Minn.
- Danielle Germundson, Williston, N.Dak.
- Natasha Marama, Willow City, N.Dak.
- Nathalie Marama, Willow City, N.Dak.
- Daniel Sayler, Wishek, N.Dak.



Doctor of Medicine Class of 2020



Seventy-eight first-year medical students, members of the Doctor of Medicine (MD) Class of 2020, began their journey to become physicians at the University of North Dakota School of Medicine and Health Sciences. Students were formally inducted at the School's White Coat Ceremony on August 5. The students, 39 men and 39 women, range in age from 19 to 36 years, with the average age of 24.

They come to medical school with work experience in an array of fields and academic degrees in biochemistry; biology; biopsychology, cognition, and neuroscience; chemical engineering; chemistry; economics; exercise science; forensic science; genetics; honors; human biology; integrative physiology; interdisciplinary studies; kinesiology; mathematics; medical technology; microbiology/bacteriology; nursing, physics; physiology; psychology; public health; and zoology. Some of the students already hold advanced degrees, including master's degrees in biology, chemical engineering, chemistry, clinical psychology, and zoology. Two students hold doctoral degrees: one is a Doctor of Pharmacy and the other a Doctor of Pharmacology, Physiology and Therapeutics.

William S. Mann, MD, delivered the Dr. David and Lola Monson Lectureship for the ceremony: "50 Years and Counting: A Physician's Perspective." Mann is a clinical associate professor of family and community medicine at the UND SMHS and serves as medical director for the Department of Sports

Medicine. He is also an assistant director of the Altru Family Medicine Residency Program. He was born and raised in Scotland and received his medical degree from the University of Glasgow, Scotland. He served as chair of the UND SMHS Department of Family Medicine from 1996 to 2003 and returned to the residency program as a faculty member in March 2002. He has a special interest in sports medicine.

The medical students' first week is dedicated to orientation, including introduction to UND's nationally recognized, four-year, patient-centered curriculum, where biomedical and clinical sciences are taught in the context of patient cases. Special emphasis is placed on the students' new roles and expectations of them as healthcare professionals.

Orientation concluded with the White Coat Ceremony in the Alerus Center Ballroom in Grand Forks. Students received their first white coats, physicians' traditional garment, which were donated by the North Dakota Medical Association, and they recited the Oath of Hippocrates, an ancient vow to uphold basic professional principles. An indoor picnic took place immediately following the ceremony in the ballroom for students, family, and friends.

Each student received a lapel pin engraved with "Humanism in Medicine," which was donated by the Arnold P. Gold Foundation. After the ceremony, the School hosted an indoor picnic for students, family, and friends in the Alerus Center.

Begins Studies at the SMHS

By Denis MacLeod



Front row (left to right): Ashley Blotsky, Grandin, N.Dak.; Heidi Johnson, San Diego, Calif.; Katelyn McMahan, Fargo, N.Dak.; Grace Suk, Pohang, South Korea; Ashley Wood, Georgetown, Minn.; Whitney Tingle, Dickinson, N.Dak.; Alexandra Streifel, Bismarck, N.Dak.; Elizabeth Hafner, Cambridge, Minn.; Haley Amoth, Langdon, N.Dak.; Kirsten McCullough, Fargo, N.Dak.; Jenie Ogle, Belt, Mont.; Jessica Schweigert, Bismarck, N.Dak.; Emily Shawkat, Bismarck, N.Dak.; Erica Nelson, Fargo, N.Dak.; Anna Melicher, Fargo, N.Dak.; Kaitlyn Lengenfelder, Bismarck, N.Dak.; Naveena Lall, Fargo, N.Dak.; Kristal Benally, Farmington, N.Mex.; Alexis Brendible, Sumner, Wash.; Antontrey Begaye, Flagstaff, Ariz.; and Alexander Hron, Cologne, Minn.

Second row: Jared Buschette, Detroit Lakes, Minn.; Ryan Brown, Minot, N.Dak.; Trevor Braeger, Fargo, N.Dak.; Nicholas Hopkins, Cohasset, Minn.; Ian Lancaster, Fargo, N.Dak.; Kelsie Grenier, Bottineau, N.Dak.; Jacob Greenmyer, Stirum, N.Dak.; Nicole Gourneau, Grand Forks, N.Dak.; Lisha Murphy, Evansville, Ind.; Vanessa Miller, Bismarck, N.Dak.; Megan Pignato, Stacy, Minn.; Shirin Nour, Forman, N.Dak.; Danielle Locust, Pine Ridge, S.Dak.; Camille Lynn, Elkton, S.Dak.; Wendy Lim, Grand Forks, N.Dak.; Ellen Kronzer, Shoreview, Minn.; Lynn Kriengkrairut, Bismarck, N.Dak.; Rylee Christian, Glen Ullin, N.Dak.; and Nicholas Geiger, Grand Forks, N.Dak.

Third row: Tucker Zimmer, Munich, N.Dak.; Elizabeth Husted, Pelican Rapids, Minn.; Eric Jagim, Fargo, N.Dak.; Benjamin Prout, Grand Forks, N.Dak.; Michael Osterholt, Casper, Wyo.; Annika Strand, Grand Forks, N.Dak.; Kristen Stenehjelm, Watford City, N.Dak.; Alexander Spacek, West Fargo, N.Dak.; John Stacy, Cheyenne, Wyo.; Beau Burkholder, Grand Forks, N.Dak.; John Schwartz, Bismarck, N.Dak.; Logan Richards, Fremont, Neb.; Shaneabbas Raza, Dar es Salaam, Tanzania; Jordan Mallery, Cloquet, Minn.; Anaas Mergoum, Fargo, N.Dak.; Andrew Lesser, Maple Plain, Minn.; Brooke Lentz, Rolla, N.Dak.; Ashlyn Kamrath, Lakota, N.Dak.; and Shannon Chamberlain, Billings, Mont.

Back row: Jason Barba, Missoula, Mont.; Paige Williams, Wahpeton, N.Dak.; Thomas Walter, Fridley, Minn.; Steven Smedshammer, Fargo, N.Dak.; Hunter Row, Fargo, N.Dak.; Tyler Beattie, Grand Forks, N.Dak.; Andrew Obritsch, Bismarck, N.Dak.; Nathan Marsh, Dickinson, N.Dak.; SMHS Dean Joshua Wynne; Brett Bogenreif, Sawyer, N.Dak.; Jordan Lindholm, Mountain Iron, Minn.; Jeffery Johnson, Park River, N.Dak.; Brett Johnson, Fargo, N.Dak.; Austin Hoggarth, Jamestown, N.Dak.; Mathew Gerving, Beach, N.Dak.; James Evers, Grand Forks, N.Dak.; Grant Edland, Fargo, N.Dak.; Nicholas Colwell, Shoreview, Minn.; and Travis Flick, Bowdon, N.Dak.

How to Move a Medical School

Transitioning to the new SMHS headquarters at UND proved to be a challenging—but doable—task.

By Matt Eidson

More than three years ago, the University of North Dakota set out on a mission.

At \$124 million, the result of that mission—a new School of Medicine and Health Sciences (SMHS) headquarters—is the largest state-sanctioned public building construction project in North Dakota’s history.

With the end of construction in sight, the School began the process of moving people, equipment, and offices to the new building. The responsibility for that was given to Fettes Moving Company of Fargo. As the official state moving company, Fettes came qualified and prepared, with experience that includes moving a number of labs for North Dakota State University in Fargo.

Fettes has had its hands full moving the expensive and sensitive equipment of the School. Adhering to UND’s master moving schedule, the company proved to be punctual and up to the task. Fettes was able to move up to 20 offices a day.

Moving while the building was still under construction might have seemed difficult. But with proper planning and execution, UND officials ensured the process went as smoothly as possible. Moving employees into offices far enough away from the construction was the goal. Avoiding the noise and possible danger associated with construction sites also was taken into account. With a partial occupancy permit from the City of Grand Forks, the process was done carefully.

Also, by moving departments not currently holding class, UND ensured the moving process did not interfere with the learning process.

A special concerted effort involved moving the School’s deeded bodies, sometimes referred to as “cadavers,” donated by people who wanted their bodies to be an important part of a healthcare education. A member of the UND SMHS staff was in charge of transporting the deeded bodies to the new building to ensure they were treated carefully, respectfully, and with dignity.

Sturdy leadership

Considering the magnitude of the project, sturdy leadership and careful planning was a must.

Dr. Joshua Wynne, the UND vice president for health affairs and dean of the SMHS, is a believer in the “buck-stops-here” approach to leadership. As an administrator, teacher, physician, and scholar, Wynne keeps busy, but always makes sure to keep his priorities straight.

“The way to lead is to try to be a good example,” Wynne said. “Don’t tell people what to do, show them.”

While Wynne was ultimately responsible for the move, the Building Committee, led by Randy Eken, associate dean for finance and administration, did much of the heavy lifting and the majority of the work, a fact that Wynne happily admitted.

“They should get all the credit for all the good things in the move, and if there was a little bump in the road, I should get the blame because they’ve really done a phenomenal job,” Wynne said. “Obviously, when we’re doing a move of this complexity, there were going to be some bumps in the road. I would say that in the move there were fewer issues than anticipated.”

Bringing the SMHS departments together and designing the building to encourage commingling between students studying different professions have been the driving forces behind the entire project. Various departments that traditionally did not share workspace in the old SMHS—including two from the old Hyslop Sports Center—found their new home within the new building.

The idea of combining the healthcare professions and encouraging interaction between them is a large part of a philosophy carefully crafted by the SMHS, which seeks to not only educate students in their specific field of study but to also assist them in developing people skills and a spirit of collaboration necessary for their future professional relationships.

“The really neat thing about the building and the timing of the building are that they have enabled us to have a facility that reflects our educational approach,” Wynne said. “We believe that one of the ways that we can influence healthcare delivery in the community is to help people work better in interdisciplinary, interprofessional, cross-functional teams. And we don’t think that happens by accident.”

Even the UND Clinical Education Center and the UND Simulation Center (in the same building), which had been sharing space with Altru Health System next to the UND University Bookstore, were vacated and moved over to the new building.

Floor by floor

When entering through the front doors, the Offices of Student Affairs and Admissions, as well as Alumni and Community Relations, are to the left, and a small café, open to the public, is straight ahead. To the right is a large auditorium capable of seating up to 200 people. Large, towering windows flood sunlight into the entrance.

The first floor of the new building also houses six simulation rooms, two more than the old building’s simulation center. These rooms are well-equipped to simulate any hospital experience a student may encounter in their healthcare profession. One room, in particular, has modern operating room technology, including lifelike trauma manikins ready to be operated on. The first floor also houses mock patient exam rooms, where students can conduct medical-history interviews and physical exams of patients while their instructors sit behind a glass barrier and observe their exchanges.

Up the grand staircase to the second floor are several medium, large, and extra-large classrooms. Three of these classrooms are capable of being turned into a banquet room able to comfortably seat 300. The second floor also contains a small library with space for students to conduct research.

The third floor is primarily inhabited by the health sciences departments. The floor also has several areas for learning communities with shared lounge areas. These learning communities give students in each of the School’s eight degree programs a place to converse with students in like-minded professions and study for program-specific



classes. The integrated lounge areas encourage students in all programs to come together and get to know each other.

The fourth floor of the new building has the dean’s office and several other administrative offices, modern conference rooms (which also exist on every floor), and more areas dedicated to learning communities.

The new building’s upper floors have areas allotted to give a bird’s-eye view of the floors below. The large, open viewing areas are placed next to large glass walls that rise up to the fourth floor.

Big change

Most issues facing the School during the move were miniscule, such as the building being too hot because the air conditioning had not been fine-tuned yet. Wynne says issues like that were a mild inconvenience that were dealt with by the time the building received its full occupancy license from the City.

Of all the issues dealt with during the move, Wynne said the biggest was simple: change.

Wynne said the Building Committee found ways to demonstrate the positive outcomes of the change to mitigate distaste for drastic changes in people’s routines.

“We did pretty well overall,” Wynne said. “People were still concerned about change, but they also realized the way things were in the old building were not ideal.”

At the same time as final interior work takes place at the new \$124-million School of Medicine and Health Sciences building at the University of North Dakota, employees and departments made the move from the old headquarters just a short distance to the south.

UND School of Medicine and

Floor 1

Key

- Education
- Research
- Offices
- Conference Room
- Elevator



Health Sciences Floor Plans



Floor 2

Event Space

Classroom

Classroom

Classroom

Classroom

Classroom

Center for Rural Health

Research

Classroom

Indians Into Medicine

CHPPR/Geriatrics/
Neurology/Pediatrics/
Psychiatry and Behavioral Science/
Surgery Offices

Library Resources

Classroom

Classroom

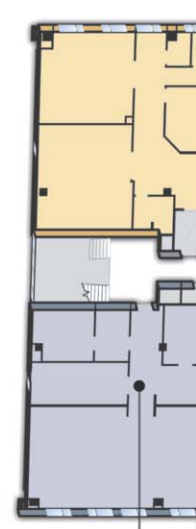
Biomedical Sciences

Library Resources/
Information Resources Suite

Floor 3

Key

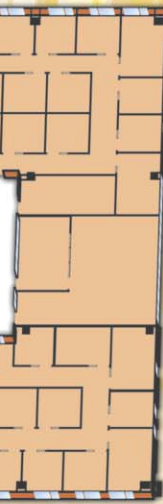
- Education
- Research
- Offices
- Conference Room
- Elevator



Pathology Laboratory



Floor 4



Learning Communities

Physician Assistant Studies

Education Resources

Education/Faculty Affairs

Classroom

Classroom

Anatomy

Classroom

Classroom

Classroom

Administration & Finance

Office of the Dean

Biomedical Sciences,
Pathology, &
Research Affairs

Learning Communities

Born of Light

Design illuminates new ways to teach, learn, and do research.

By Denis MacLeod



“Main Street” is on the cover of this issue and shown here in a view from the second floor.

“
We are **born** of light.
The seasons are **felt** through light.
We only **know the world**
as it is evoked by **light**.”

—Louis I. Kahn,
American architect (1901–1974)

The new building’s architects—JLG Architects, Steinberg, and Perkins+Will—designed, positioned, and oriented the new building so they could optically plumb the interior by drawing the flow of sunlight that washes over the building and pool it in “light wells”—daylight atriums that, no matter the season, will bathe with natural light students and faculty and staff members who study and work deep within the building. In addition, interior elements

such as transparent walls optimize natural lighting to make the rooms visible to people on the floors above or below. The design and layout of the building will foster interprofessional, team-based, and collaborative learning and research.

A view from the third floor of a second-floor conference room in use.



Doctor of Physical Therapy Class of

By Denis MacLeod



Entrance Into Professional Service July 7, 2016

Front row (left to right): Tatum Hall, Lake Park, Minn.; Alison Cygan, Bozeman, Mont.; Anna Yanchek, Cheyenne, Wyo.; Carly Bertsch, Fargo, N.Dak.; Alicia Beckel, Baudette, Minn.; Joseph Griffin, Linthicum, Md.; Sadie Hefta, Devils Lake, N.Dak.; Jacob Klingbeil, Langdon, N.Dak.; Michelle Sanders, Brooten, Minn.; Amanda Belyaks, Fort Myers, Fla.; Katerina Hoime, Edmore, N.Dak.; Mary Bachman, Sartell, Minn.; and Rachel Klein, St. Cloud, Minn.

Second row: Jessica Lynch, Cologne, Minn.; Hailey Brinkman, Grey Eagle, Minn.; Megan Berndt, Bainville, Mont.; Jamie Maciejewski, Avon, Minn.; Alexandria Sweeney, Fargo, N.Dak.; Kayli Muckenhirn, Detroit Lakes, Minn.; Corrie Fredericks, Billings, Mont.; Ashley Naas, Ashland, Wis.; Carmen Ermer, Cavalier, N.Dak.; Scott Syverson, Wadena, Minn.; Kelsie Gunnufson, Waconia, Minn.; and Michael Miller, Dickinson, N.Dak.

Third row: Joseph Burckhard, Devils Lake, N.Dak.; Lucas Dolan, Milroy, Minn.; Laura Whiteley, Grand Forks, N.Dak.; Jenna Sagedahl, Bemidji, Minn.; Mackenzie Mears, Big Stone City, S.Dak.; Kate Darnell, Champlin, Minn.; Nicole Husfeldt, Andover, Minn.; Mikaela Dick, Devils Lake, N.Dak.; Mary Barthel, Watertown, Minn.; Braden Benson, Gillette, Wyo.; Bryon Flett, Bellingham, Wash.; Tyler Bentrup, Fenton, Mo.; Jarad Syrstad, Thompson, N.Dak.; and Robert Plemel, Lake Park, Minn.

Back Row: Chase Pruitt, Cedar City, Utah; Matthew Aymond, Grand Forks, N.Dak.; Michael Picken, Lakeville, Minn.; Hunter Huberty, Scandia, Minn.; Joshua Sorvig, Red Lake Falls, Minn.; Tyler Kemnitz, Grand Forks, N.Dak.; Mikelle Fetsch, Grand Forks, N.Dak.; Amanda Slaikeu, Eagan, Minn.; Molly Nienhuis, Lawton, N.Dak.; Colin Teichert, Alexandria, Minn.; Esley Thorton, Bismarck, N.Dak.; Nicholas Holkup, Wahpeton, N.Dak.; and Michael Utt, Casselton, N.Dak.

2018 Begins Clinical Studies

Fifty-two physical therapy students, members of the Doctor of Physical Therapy (DPT) Class of 2018, started the clinical studies portion of their journey to become doctors of physical therapy at the University of North Dakota School of Medicine and Health Sciences. The students received white coats at the Entrance Into Professional Service Ceremony on July 7 at the Alerus Center in Grand Forks.

The students, 31 women and 21 men, range in age from 21 to 30 years, with the average age of 23. Many are from North Dakota, and most completed their pre-PT coursework at UND.

Keynote speaker was Keith Leikas, PT, director of Therapy and Rehabilitation Services at Sanford Health in Fargo, N.Dak. Leikas is a UND PT alumnus with expertise in orthopedic physical therapy, management, and leadership. In his current position, Leikas is responsible for leading 15 departments across six different locations. He has held leadership positions in the state professional organization and has presented on orthopedic physical therapy to students and clinicians within the state.

“The ceremony emphasizes to the students the professionalism required in the clinic and within the physical therapy profession,” said David Relling, PT, PhD, associate professor and chair of the Department of Physical Therapy.

After completing their first year of the professional component of the physical therapy curriculum, the students have to pass an intense, comprehensive examination of their knowledge before they begin their clinical studies. The first three years of the curriculum are considered to be pre-physical therapy (pre-professional). The professional component of the DPT requires three academic years and two summer sessions following completion of the 90-credit pre-physical therapy entrance requirement.

Clinical experiences are a crucial component of the UND physical therapy curriculum and take place at more than

250 clinical sites across the nation, the majority of which lie outside the Greater Grand Forks area. These experiences meld academic information with hands-on clinical experience. Students participate in direct delivery of physical therapy services in a variety of settings under the direction and supervision of one or more clinical instructors. A physical therapist is on site during the delivery of any service by a student physical therapist.

“Students are making the transition from being a student to being a healthcare professional,” Relling said. “With that transition comes a great deal of responsibility and accountability to themselves and to their patients. For many students, this will be the first life experience they will have had that requires such a high level of professionalism and responsibility. We have trained them well, they have worked hard, and we anticipate they will do a great job working within a comprehensive, interprofessional healthcare team.”



Thank You

to the Individuals and Businesses

Building Committee:

- Randy Eken, MPA, Chair, Associate Dean for Administration and Finance
- Joycelyn Dorscher, MD, Associate Dean for Student Affairs and Admissions
- Gwen Halaas, MD, MBA, Senior Associate Dean for Education
- Steven Light, PhD, UND Associate Vice President for Academic Affairs
- Colin Combs, PhD, Chair, Biomedical Sciences
- Tom Mohr, PT, PhD, Associate Dean for Health Sciences
- Jon Allen, MD, Director of North Dakota Simulation, Teaching, and Research Center
- Jonathan Geiger, PhD, Biomedical Sciences
- Malak Kotb, PhD, Biomedical Sciences

Advisers to Building Committee:

- Brenda Norris, Project Manager, CPMI Inc
- Larry Zitzow, UND Facilities Director
- Dave Molmen, MPH, CEO, Altru Health System, Chair, SMHS Advisory Council
- Chief Eric Plummer, UND Associate Vice President for Public Safety and Chief of Police
- Nasser Hammami, MS, Chief Information Officer
- Joshua Riedy, EdD, UND Vice Provost and Chief Strategy Officer
- Rick Tonder, North Dakota University System
- Judy Solberg, MPA, Chief of Staff, Office of the Dean



Owner's Representatives:

- Joshua Wynne, MD, MBA, MPH, UND Vice President for Health Affairs, Dean of the UND SMHS
- Randy Eken
- Judy Solberg
- Brenda Norris

Site Recommendation Committee:

- Joshua Wynne
- Alice Brekke, UND Vice President for Finance and Operations
- Brad Gengler, Grand Forks City Planner
- Lonnie Laffen, AIA, LEED AP, CEO, JLG Architects
- Peggy Lucke, UND Associate Vice President for Finance and Operations (retired)
- Randy Eken

That Made the New Building a Reality

Furniture Committee:

- Yvette LaPierre, PhD, Director of Student Advisement and Admissions
- Gwen Halaas
- Susan Carlson, CRM, MS, Associate Director Administration and Finance, Records and Information Management
- Jean Altepeter, Associate Director, Human Resources
- Terry Nelson, Associate Director, Budget and Facilities Management
- Tom Mohr
- Marlys Peterson, Administrative Assistant, Surgery
- Matthew Nilles, PhD, Biomedical Sciences
- Wendy Warner, MS, Grants Manager, Center for Rural Health
- Darlene Czapiewski, Pre-OT Adviser-Office Manager, Department of Occupational Therapy
- Nasser Hammami
- Judy Solberg

Transition Champion Team:

Administration:

- Jean Altepeter
- Susan Carlson
- Patrick Carr, PhD, Assistant Dean for Faculty Development, Director of Education Resources
- Randy Eken
- Gwen Halaas
- Nasser Hammami
- Tom Mohr
- Terry Nelson
- Kristen Peterson, Administrative Secretary, Office of Alumni and Community Relations
- Jessica Sobolik, Director, Office of Alumni & Community Relations
- Judy Solberg
- Richard Van Eck, PhD, Associate Dean for Teaching and Learning

Simulation:

- Jamie Hamilton, BS, Simulation Technician

Center for Rural Health:

- Nikki Massmann, BS, Communications Coordinator; and Wendy Warner

UND:

- Dave Chakraborty, Associate Vice President, Facilities
- Sumit Ghosh, Biological Safety Officer, Office of Safety
- Susan Walton, MA, Vice President for University and Public Affairs
- Terry Wynne, Associate Director for Safety, Office of Safety
- Larry Zitzow

Education/Research:

- Elizabeth Anderson, Student
- Jennifer Duffy, Financial Aid Administrator, Student Affairs and Admissions
- James Foster, PhD, Biomedical Sciences
- Scott Garrett, PhD, Pathology
- Danielle Germundson, Student
- Bryon Grove, PhD, Biomedical Sciences
- Janet Jedlicka, PhD, OTR/L, FAOTA, Chair, Department of Occupational Therapy
- Peter Knopick, Student
- John LeClerc, Student
- Spencer McCormick, Student
- Jeanie McHugo, PhD, PA-C, Chair, Department of Physician Assistant Studies
- Matthew Nilles
- Ruth Paur, PhD, MLS (ASCP) CM, Chair, Medical Laboratory Science
- James Porter, PhD, Biomedical Sciences
- David Relling, PT, PhD, Chair, Physical Therapy
- Thad Rosenberger, PhD, Biomedical Sciences
- Gary Schwartz, PhD, MPH, PhD, Chair, Department of Population Health
- Katherine Sukalski, PhD, Biomedical Sciences
- Makoto Tsuchiya, MS, ATC, Coordinator, Educational Technology
- Siri Urquhart, Student
- Steve Westereng, MS, ATC, CSCS, Chair, Sports Medicine
- Jenna Wyffels, Student

Design and Construction Consultants:

- JLG Architects, lead architects
- Steinberg Architects, healthcare education specialist and interiors

- Perkins+Will, laboratory specialists, exterior and landscape architects
- Convergent Technologies Design Group, Inc, audiovisual specialists
- ONE Engineering, mechanical and electrical engineers
- Heyer Engineering, structural engineers
- AE2S, civil engineers
- Robert Rippe & Associates, food service consultants
- PCL/CCI, Construction Managers at Risk

Construction Trades:

- All State Communications
- Anderson Steel Erection & Crane Service
- Braun Intertec
- CL Linfoot
- Culinex
- Custom Drywall
- Dakota Fire Protection
- Egan Co, Interclad Crew
- Flament-Ulman, Inc.
- Gaffaneys / Steelcase
- Haldeman Homme, Inc. dba Anderson Ladd
- Hannaher's
- Innovative Business Concepts
- Johnson Controls
- Johnson Nelson Masonry
- Multiple Concepts Interiors
- Norby's Work Perks
- Pace Painting
- Premier Electric
- PS Doors
- RBB Electric
- Rick Electric
- Robert Gibb & Sons
- Robinson Excavating
- S&S Concrete and Masonry, LLP dba Northland Concrete and Masonry Company, LLC
- Sierra Metals, Inc.
- Sticky Construction, Inc.
- Swingen Construction Company
- ThyssenKrupp Elevator Corporation
- Twin City Hardware Co.
- Twin City Tile and Marble Company
- Woody's Rebar

'10s



Kayla Odegard, MD '13, has joined the emergency medicine team at Altru Health System in Grand Forks, N.Dak. Odegard completed her emergency medicine residency at Regions Hospital/ Health Partners in St. Paul, Minn. During her residency, she taught several emergency medicine–based workshops, including central line placement and basic ultrasound as well as ultrasound-guided procedures, ophthalmology, orthopedics, simulations, and toxicology.

Muhammad Sethi, IM Res '12, is now at Mid Dakota Clinic in Bismarck, N.Dak., in the Endocrinology and Lipidology Department at the 9th and Rosser Main Clinic. Sethi is board-certified in internal medicine, clinical lipidology, and endocrinology, diabetes, and metabolism.



Mike Greenwood, MD '11, recently joined Vance Thompson Vision in Fargo, N.Dak. He specializes in advanced cataract, refractive, corneal, and glaucoma surgery.



Michael Bishop, MPAS '10, is now caring for patients at Altru Clinic in Devils Lake, N.Dak. Bishop recently joined Altru Health System as part of the Altru Advanced Orthopedics team.



Aaron Jones, MD '10, has joined Essentia Health in Fargo, N.Dak. Jones will specialize in neuroradiology, which includes imaging of the brain, spine, head, and neck.

'60s



James Brosseau, BS Med '68, has been selected as one of 54 U.S. physicians to receive Mastership recognition from the American College of Physicians for 2015–2016. ACP is a national organization of board-certified internists that follows a rigorous national standard when naming physicians to a Mastership level.

Brosseau is a native of Drayton, N.Dak., and has been practicing medicine at Altru Health System in Grand Forks, N.Dak., for nearly 40 years.

Got news?


We want to hear it!

Please send your news items for the next issue of **North Dakota Medicine** to Kristen Peterson:
kristen.peterson@med.UND.edu
 or call 701.777.4305.

Dr. James A. “Jim” Leigh, BS Med ’50, age 89, Grand Forks, N.Dak., died peacefully at home on Tuesday, July 26, under the care of Altru Hospice. James Arthur Leigh was born March 21, 1927, in Grand Forks, the son of Dr. Ralph and Bernice (Barnard) Leigh. He attended Shattuck Military Academy in Faribault, Minn., from 1940 to 1944. Jim earned his Bachelor of Arts degree from UND in 1949. He then earned his Bachelor of Science degree in 1950 and his Medical Doctor degree in 1952 from Wake Forest School of Medicine in Winston-Salem, N.C. Jim served in the U.S. Navy from 1945 to 1946, and the National Guard from 1954 to 1958. Dr. Leigh practiced medicine in East Grand Forks, Minn., from 1954 to 1962; then, with his father in Grand Forks from 1962 to 1969. He joined the staff of Valley Medical Associates, which is now Altru Family Practice, and was the first chief of staff of United Hospital, beginning in 1972. During his lifetime, Dr. Leigh served as the Grand Forks City health officer, was a member of the Grand Forks Chamber of Commerce, and served seven years on the Grand Forks Park Board. He was a charter member of the Sertoma Club and was president of the North Dakota Academy of Family Practice. Dr. Leigh was also a volunteer team physician for the UND hockey team for 35 years. Jim was an accomplished golfer. He was city champion four times, senior champion from 1983 to 1985, and North Dakota Senior State Champion six times. He was inducted into the North Dakota Hall of Fame in 1989. In 1948, he married M. Denise Peabody. She died on November 6, 1991. He married Mary Foss, who also preceded him in death. Jim married Marjorie Krum-Gregory on October 10, 1995, in Grand Forks.

Dr. Paul S. Paulson, BS Med ’54, passed away in Green Valley, Ariz., on June 12, 2016, at age 87. A beloved husband, father, and a talented physician, Paul was born Oct. 21, 1928, in Turtle Lake, North Dakota. Paul was the youngest of three children. Paul graduated from Augsburg College with a teaching degree in 1949. He taught high school in Climax, Minn., for one year and later chose to follow his brother into medicine. He attended the University of North Dakota from 1952 to 1954. He married A. Constance Rholl in 1954 and finished his studies at the University of Minnesota, obtaining his MD in 1956. Paul interned at Hennepin County Hospital in Minneapolis, Minn. After his duty as an Army captain at Fort Lewis, Wash., Paul moved his family to Seattle, Wash., and took a residency in both internal medicine and radiology at Virginia Mason and the University of Washington in Seattle. He was chief of radiology at Providence Hospital, Seattle, for 25 years and also served as chief of staff. Paul continued to work part-time until fully retiring in May 2012 at the age of 83. In 1988, Paul married Denise DesForges Coburn, who shared his love of dogs and the outdoors. Paul and Denise moved to Spokane, Wash., in 2003, where they were closer to the family cabin built by his sons at Priest Lake, Idaho, and to his brother, sister, and extended family in the Spokane area. In 2014, Paul and Denise bought a second home in Green Valley, where a final, major stroke on June 12, 2016, brought a quick end to a full and joyous life. Paul remains deeply loved and will be missed on this plane of existence by many.

John Robert Goff, BS Med ’49, was born on May 7, 1922, in St. Paul, Minn. He graduated from the University of Minnesota in the Naval ROTC program. During World War II, he was stationed aboard the USS *Leutze DD-481*, seeing action in the Pacific, which included his ship being attacked by a Japanese suicide plane. He served nearly four years on active duty as deck officer, gunnery officer, and torpedo officer, receiving the Purple Heart and Bronze Star. In 1945, his ship was returned to port in San Diego, Calif. Because of tremendous damage, the ship was ultimately decommissioned. John received some leave time and went home to St. Paul, where he met the love of his life Georgia Tainter on the 15th hole of Keller Golf Course, where she was competing in the Pro Gal Golf Tournament. They were married on October 5, 1945. He was honorably discharged on June 22, 1946. John attended his first two years of medical school at the University of North Dakota in Grand Forks, and completed the final two clinical years of medical school at the University of Rochester in New York. He served his internship in Denver, Colo., and his ophthalmology residency at the Mayo Clinic. John and Georgia moved to Fargo, N.Dak., in 1955, where he practiced ophthalmology at the Fargo Clinic until his retirement in 1987. Upon retirement, John and Georgia divided their time between Fargo and Sun Lakes, Ariz. John was active in many community organizations, including Rotary and Ducks Unlimited. John’s hobbies included hunting, fishing, and golf, which he shared with his wife, Georgia. John was an avid golfer and was senior medalist in the 1978 Pine to Palm and runner-up in the North Dakota Men’s Seniors golf tournaments. John was surrounded by family when he passed away on June 9, 2016, at Sanford Hospital in Fargo.

Dr. Paul Scott Ranes, BS Med ’64, of Lisbon, North Dakota, colonel in the United States Army, longtime resident of Burien, Wash., passed away peacefully in hospice on March 23, 2016. He graduated from the University of North Dakota in 1962 and the University of Colorado School of Medicine in 1966, the same year he married Margaret Veitch of Lisbon, N.Dak. They had three daughters. After stations at the U.S. Army Hospital in Frankfurt, Germany, and also Madigan and Fort Knox Army Hospitals, he set up a private medical practice in Burien. There he was medical staff president at Highline Medical Center from 1988 to 1990. He married Diane Brundage in 1990. He is survived by his daughters, four grandchildren, two sisters, and nieces, nephews, cousins, and friends. He will be remembered for his happy laughter at a clever joke, enjoyment of prose, adventurous travels, and love of fly fishing. 

Named Spaces Within the New UND School of Medicine and Health Sciences Building

Thank you to our thoughtful donors.

First Floor

Charles H. Fee, MD, Auditorium

Charles H. Fee was born in 1912 in Minto, N.Dak. In 1926, his family moved to Grand Forks, N.Dak., in part so Charles and his two sisters could attend the University of North Dakota. Charles earned a Bachelor of Arts degree in 1934 and a Bachelor of Science in Medicine degree from UND in 1935. Because of the difficult financial times of the “Dirty ’30s,” Charles sold his Model T and trumpet to pay for his education. In 1937, he earned his medical degree from Rush Medical School in Chicago.

Charles began his family medicine practice in Denison, Iowa, in 1938. There, he met and married his wife Margaret in 1940, and together they had two daughters Carlen and Jean. Carlen also graduated from UND.

Charles was called to World War II, in which he served 42 months as a flight surgeon in Europe. He continued his practice in Iowa, retiring in 1967. In 1982, he wrote the book, *Two Dollar House Calls*, which chronicles his early career. He passed away in 1989.

Margaret and her daughters established the Dr. Charles Fee Memorial Endowment in 1996. The endowment provides scholarships to medical students specializing in family medicine. Carlen (Fee) and Charles Goehring have also established the Fee Family Endowment to support annual scholarships for medical students.

Judy L. DeMers Office of Student Affairs and Admissions

Judy DeMers was born and raised in Grand Forks, N.Dak. She earned a bachelor's degree in nursing from UND in 1966. She worked as a public health nurse in Washington, D.C., and Minneapolis, Minn., before returning to UND to teach in the College of Nursing in 1969. She earned a graduate degree from the University of Washington in Seattle and returned to UND in 1977 as associate professor and director of the Family Nurse Practitioner Program and assistant professor in the Community Medicine Department at the School of Medicine and Health Sciences (SMHS). In 1982–83, she served as director of undergraduate medical education in the Department of Family Medicine, as well as associate director of the Office of Rural Health. From 1983 to her retirement in 2010, she served as associate dean of student affairs and admissions at the SMHS. She also served 18 years in the state Legislature.

Judy established the Judy L. DeMers Scholarship Endowment, which provides annual scholarships for medical students.



Marlys E. Schuh, MD, Lobby

Marlys Schuh grew up in Lakota, N.Dak., and earned her Bachelor of Science in Medical Technology degree from UND in 1973 and her Bachelor of Science in Medicine degree from UND in 1977. She went on to earn her Doctor of Medicine degree from Washington University in St. Louis, Mo., where she also completed her surgical residency training. She completed a surgical oncology fellowship at the Roswell Park Cancer Institute in New York. She brought that experience back to St. Louis, where she cofounded the St. Louis Cancer and Breast Institute, which became a leader in providing comprehensive multidisciplinary cancer care.

She also cofounded Gateway to Hope, a nonprofit organization that provides comprehensive breast care to women who are uninsured or underinsured. For her work, she received the UND Alumni Association and Foundation's Sioux Award in 2014.

Marlys established the Marlys E. Schuh, MD, Scholarship Endowment to provide annual scholarships for medical students.



JLG Architects Patio

JLG Architects is a 100 percent employee-owned, full-service architecture firm with offices across North Dakota, Minnesota, and South Dakota. Founded in 1989, the firm has more than 110 employee owners and has been named a “Giant of Architecture” by *Building Design+Construction* magazine, a “Top 50 Architecture Firm in Business” by *Architect* magazine, and a “Top 50 Best Workplace” by *Inc.* magazine.

JLG Architects completed the space utilization study requested by the North Dakota Legislature that concluded that the former UND School of Medicine and Health Sciences building was already efficiently using its space and would require either an addition or new building in order to grow its educational, research, and service enterprise. Once the new building project was approved by the state Legislature in 2013, JLG Architects won the bid to serve as lead design firm.

JLG Architects established the JLG Architects SMHS Scholarship Endowment, which provides annual scholarships for medical, graduate, and health sciences students.



Frank and Rosemary Welsh Office of Alumni and Community Relations



Dr. Frank Welsh grew up in Bismarck, N.Dak., and earned his undergraduate degree from Carleton College in Northfield, Minn. He earned his Bachelor of Science in Medicine degree from UND in 1964 and his Doctor of Medicine degree from Harvard in 1966. He completed his general surgery residency

at Mayo Clinic in Rochester, Minn., in 1973 and his plastic surgery residency at the University of Oklahoma in 1975. He served in the U.S. Air Force Medical Corps, both on active duty and in the reserves, and retired with the rank of colonel. He practiced at the Aesthetic Plastic Surgery Center in Cincinnati, Ohio, where he and Rosemary raised their three children.

Rosemary grew up in Thief River Falls, Minn., and earned her undergraduate degree from Gustavus Adolphus College in St. Peter, Minn. She earned a Master of Arts degree in Mass Communication from the University of Minnesota in Minneapolis and went on to earn her Juris Doctor degree from the University of Cincinnati College of Law. She practices civil litigation with Vorys, Sater, Seymour and Pease LLP in Cincinnati.

Frank and Rosemary established the G. Franklin Welsh, MD, Endowment, which provides scholarships to medical students with an interest in anatomy, one of Frank's favorite courses.

Obermiller Nelson Engineering Debriefing Room 1 (E108)

Obermiller Nelson Engineering Inc. (ONE) is a mechanical, electrical, and civil engineering firm with seven locations throughout North Dakota, Minnesota, and South Dakota. ONE partnered with JLG Architects on the design of the new UND School of Medicine and Health Sciences building.

ONE established the Obermiller Nelson Engineering Inc. Scholarship Endowment, which provides scholarships to medical students.



David and VeAnna Selid Debriefing Room 2 (E106)

David and VeAnna own Selid Plumbing and Heating Inc. in Williston, N.Dak. VeAnna earned her Bachelor of Science in Nursing degree from UND in 1982. Their son Paul earned his Doctor of Medicine degree from the UND School of Medicine and Health Sciences in 2014, and their daughter Kelsey (Selid) Geltel was a 2006 graduate of UND with a bachelor's degree in Communication Sciences and Disorders.

The Selids established the David and VeAnna Selid Endowment, which provides scholarships for medical students.

Richard A. Olafson, MD, Debriefing Room 5 (E119)

Richard Olafson grew up in Drayton, N.Dak. He earned his Bachelor of Arts in Medicine degree from UND in 1956, as well as a Bachelor of Science in Medicine degree from UND in 1957. He earned his Doctor of Medicine degree from the University of Pennsylvania in Philadelphia in 1959 and completed a neurological surgery residency at Mayo Clinic in Rochester, Minn. He returned to North Dakota to start his practice at the Neuropsychiatric Research Institute in Fargo. He served as a clinical faculty member for the UND School of Medicine and Health Sciences from 1965 to 1979. He then took the role of dean of the School's Fargo campus, shortly after the School had moved from a two- to a four-year program. He served in that position for 19 years while teaching neuroscience to students. He retired in 1998 and was granted an honorary Doctor of Letters degree from UND in 2001.

Richard established the Dr. Richard A. and Ann M. Olafson Medical School Scholarship Endowment after his wife Ann passed away. The endowment provides scholarships to medical students.

Drs. Tom Magill and Sarah McCullough Debriefing Room 6 (E118)

Sarah and Tom originally hail from southeast North Dakota. They met while obtaining undergraduate degrees from North Dakota State University; she in Pharmacy and he in University Studies. Tom earned his Doctor of Medicine degree from UND in 1990, and Sara followed suit in 1998. They completed emergency medicine residencies at the Fresno branch of the University of California San Francisco. They have practiced emergency medicine in North Dakota for years and currently divide their time between Bismarck and Grand Forks, N.Dak., and Albuquerque, N.M.

Sarah and Tom established the Drs. Sarah McCullough and Thomas Magill Endowment, which provides scholarships to medical students going into an emergency medicine residency.

Dr. William Powers Simulation Room 1 (E109)



Bill grew up in East Grand Forks, Minn., and earned his Bachelor of Science in Medicine degree from UND in 1953. He earned his Doctor of Medicine degree from Creighton University in Omaha. He served as a longtime family medicine physician at Valley Medical Clinic in Grand Forks. He also

served as a public health officer for Grand Forks County and as president of the North Dakota Medical Association in 1983-84.

Dr. Powers' children established the Dr. William and Helene Powers Scholarship Endowment in honor of their parents. The endowment establishes scholarships for medical students interested in primary care.

Dr. Linda and Marc Nagel Simulation Room 2 (E110)

Linda grew up in Rugby, N.Dak., and earned her undergraduate degree from UND in 1985 and her Doctor of Medicine degree from UND in 1989. She completed her OB-GYN residency at St. Joseph Hospital in Denver, Colo., in 1993. She currently practices at Park Nicollet/Health Partners in Minnetonka, Minn. Her husband Marc grew up in Bismarck, N.Dak., and is a United Methodist pastor. In 1989, he worked with two Minnesota United Methodist churches to create the nonprofit Interfaith Service to Latin America, which provides medical, educational, and construction services to countries in Central America, primarily Nicaragua.

Linda and Marc established the Linda Well Nagel Scholarship Endowment, which provides scholarships for medical students who wish to do rotations in a developing country or an underserved population in the United States.


Dr. Cecil and Penny Chally Simulation Room 3 (E130)

Cecil grew up in Fairdale, N.Dak., and earned his Bachelor of Science in Medicine degree from UND in 1963 before earning his Doctor of Medicine degree from Harvard Medical School in Cambridge, Mass., in 1965. He completed his internal medicine residency and gastroenterology fellowship at the University of Minnesota in Minneapolis. He currently practices at the Gastrointestinal Diagnostic Center in Maplewood, Minn., and also teaches at the University of Minnesota Medical School.

He and his wife Penny established the Dr. Cecil and Penny Chally Medical Scholarship Endowment, which provides scholarships to medical students.

Dr. Charles Christianson Simulation Room 4 (E130)

Charles was born in Houma, La., and earned his Doctor of Medicine and Master of Science in Public Health degrees from Johns Hopkins University in Baltimore, Md., in 1973. He completed his family medicine residency at the University of California in San Francisco, Calif., in 1976. He then moved to Washington D.C., where he taught at Georgetown University School of Medicine and served as president of Family Physicians of Arlington in Virginia. He ended his career there as vice-chair for academic affairs in the Department of Family Medicine at Georgetown.



He came to the UND School of Medicine and Health Sciences with his wife Mary Wakefield in 2002, serving as associate dean for clinical education from 2008 to 2015.

He established the Dr. Charles E. Christianson Scholarship Endowment, which provides scholarships to medical students.

Dr. David and Julie Blehm Simulation Room 5 (E116)

David graduated from high school in Bismarck, N.Dak.; Julie graduated from high school in Hatton, N.Dak.; and both earned their Doctor of Medicine degree from UND in 1981. David completed his pediatric residency while Julie completed her

internal medicine residency at the University of Iowa Methodist Medical Center in 1984. Both she and David practiced at Medical Arts Clinic in Minot, N.Dak., for 14 years before moving to Sanford Health in Fargo. While in Fargo, Julie also served as associate dean for the UND School of Medicine and Health Sciences Southeast Campus. David passed away in 2011. In 2016, Julie began working for Blue Cross Blue Shield of North Dakota while continuing to work per diem for Sanford Health.

Julie established the Drs. David and Julie Blehm Endowment in David's memory. It provides scholarships to medical students who are interested in primary care practice in North Dakota.

Second Floor

Donald E. Bahr, MD, Information Resources Suite

Donald E. Bahr was born in 1927 and grew up in Grand Forks, N.Dak. He earned a Bachelor of Arts degree in 1948 and a Bachelor of Science in Medicine degree from UND in 1949. He spent the latter part of his career working for Permanente Medical Group in Harbor City, Calif. He passed away in 2013.

Dr. Bahr's estate established the Donald E. Bahr, MD, Scholarship Endowment, which provides annual medical student scholarships.

Faculty Main Street

In 2015, several faculty members of the UND School of Medicine and Health Sciences joined together to create the SMHS Faculty for Students Scholarship Endowment, which provides annual scholarships for medical, graduate, and health sciences students.

Third Floor

Wesley Hoffman Main Street

Wesley Hoffman was a farmer, outdoorsman, and woodworker living in Ellendale, N.Dak. He suffered a brain stem stroke in his 50s, which left him paralyzed on his left side. He was told he would never walk out of the hospital, but he did so six weeks later. He was so impressed with his therapists, who were UND alumni at Sanford Health in Fargo, that he chose to support occupational therapy and physical therapy students at UND by establishing separate scholarship endowments for each group. Wesley passed away in 2013.

Kriegl and Gorter Family Conference Room (E318)

Bethel (Gorter Kriegl) Bank of Grand Forks, N.Dak., established the Kriegl and Gorter Family Endowment, which provides scholarships for occupational therapy students, in honor of her children, all of whom are alumni of UND: Lisa (Kriegl) Dusek, Bachelor of Science in Occupational Therapy (BSOT); James Kriegl, BSOT; Kathryn (Kriegl) Lyle, Bachelor of Science in Business Administration; and John Kriegl, Bachelor of Science in Nursing. In addition, her granddaughter Meghan Lyle earned her Master of Occupational Therapy degree from UND in 2012.

Dr. Robert and Charlene Kyle Medical Laboratory



Robert Kyle grew up on a farm near Bottineau, N.Dak., and earned his Bachelor of Science in Chemistry from UND in 1948. He was interested in attending UND's medical school and visited with then-dean Alfred Lawton in 1947. At the time, the future of UND's medical school was uncertain.

Accreditation was under review, funding was scarce following World War II, and Science Hall had been condemned. Lawton recommended that Robert attend Lawton's alma mater, Northwestern University Medical School in Chicago, Ill. Robert earned his medical degree from there in 1952. While in Evanston, Ill., for an internship, he met his wife Charlene, a nurse. He was drafted into the Air Force during the Cold War. After serving, he completed an internal medicine residency at Mayo Clinic in Rochester in 1959, as well as a hematology fellowship at Tufts University in Boston in 1961. He also completed a postdoctoral research fellowship at the National Cancer Institute at the National Institutes of Health.

Today he is considered one of the world's foremost hematologists specializing in multiple myeloma, a cancer of the plasma cells in bone marrow, specifically defining Monoclonal Gammopathy of Undetermined Significance (MGUS) in 1978 and Smoldering Multiple Myeloma two years later. To help with diagnosis, Robert founded Mayo Clinic's Special Protein Laboratory. His career at Mayo spanned more than 50 years. For his many accomplishments, he received the David Karnofsky Award and Lecture in 2007 from the American Society of Clinical Oncology and the Wallace H. Coulter Award for lifetime achievement in hematology from the American Society of Hematology in 2008 (the highest awards of those societies), among many other awards and lectureships. He also received the UND Alumni Association and Foundation's Sioux Award in 1998 and an honorary Doctor of Letters degree from UND in 2002. He is a Master of the American College of Physicians and an honorary member of the Royal Society of Pathologists in London. He served as the first president of the International Society of Amyloidosis as well as the International Myeloma Society. He continues to conduct research in the Division of Hematology at Mayo Clinic.

Robert and Charlene established the Dr. Robert A. and Charlene M. Kyle Medical School Endowment, which provides annual scholarships for medical students. They also provided slide digitization equipment for the UND School of Medicine and Health Sciences Department of Medical Laboratory Science, which allows faculty and staff to digitize slides for educational purposes and also to share with colleagues at Mayo Clinic.

Margaret "Maggie" Hjalmarson Leshner Conference Room (E315)

Maggie grew up near Hensel, N.Dak., and earned her Bachelor of Science in Occupational Therapy degree from UND in 1972. For more than 20 years, she worked primarily as a pediatric occupational therapist in medical and education settings, mostly at Inver Grove Heights Community Schools in Inver Grove Heights, Minn. While nearing completion of her master's degree in early childhood special education at St. Thomas University in St. Paul, Minn., she founded Children's Theraplay, a private pediatric outpatient clinic that offers both occupational therapy and physical therapy at two locations in the Twin Cities area.

Maggie established the Matt and Katrin Hjalmarson Scholarship Endowment in honor of her parents, who instilled the value of education in her and her siblings, in keeping with their Icelandic heritage. The Endowment provides scholarships for occupational therapy students in good academic standing with demonstrated leadership skills, financial need, and an interest in pediatric practice.

Fourth Floor

Dr. David and Lola Rognlie Monson Learning Community



Dr. David and Lola Rognlie Monson grew up in Climax, Minn. Both attended UND with David earning his Bachelor of Arts and Bachelor of Science in Medicine degrees in 1961 and Lola earning her Bachelor of Science in Education degree in 1960. David then earned his medical degree at the University of

Minnesota in 1963. He completed an internship and general surgical residency at Cook County Hospital in Chicago followed by a surgical fellowship at the Lahey Clinic in Boston. Monson served as a major in the Army Medical Corps for two years, one of which was in Vietnam, and then returned to Rush University Medical Center in Chicago for a cardiothoracic fellowship. Monson practiced adult and pediatric heart surgery at Rush and taught students, residents, and cardiac fellows at Rush Medical School with an academic rank of associate professor. He retired in 2002 as a cardiac surgeon at Central Dupage Hospital in Winfield, Ill. David and Lola reside in River Forest, Ill., a Chicago suburb near their two daughters.

David and Lola established the Dr. David and Lola Rognlie Monson Endowed Professorship in Medical Education, a position that is currently held by Richard Van Eck, PhD, associate dean of Teaching and Learning at the UND School of Medicine and Health Sciences.

Linda L. Redmann Pathology Laboratory

Linda and her brother were raised on a farm near Crystal, N.Dak., by her parents Art and Margaret Redmann. She graduated from UND with a degree in home economics in 1967. She went on to earn a master's degree and PhD from the University of Arizona. She first taught at the North Dakota School for the Blind, followed by the Wisconsin School for Technical, Vocational, and Adult Education; the University of Arizona; the University of South Carolina; and finally Clemson University as an extension residential housing specialist. There, she became involved in environmental issues pertaining to housing such as mold and household chemicals, and how they affected one's everyday health. She retired from Clemson as professor emerita of Family and Youth Development but stayed at her home in Seneca, S.C. In 2012, she was diagnosed with terminal brain cancer. She chose to support the UND School of Medicine and Health Sciences in the areas of cancer research, and rural and population health, before she passed away in March 2014.



Dr. Philip and Sandy Barney Anatomy Laboratory



Philip Barney grew up in Missoula, Mont., and felt fortunate to be one of the few out-of-state students accepted into medical school at the UND School of Medicine and Health Sciences. He earned his Bachelor of Science in Medicine degree from UND in 1962 and earned his Doctor of

Medicine degree from the University of Pennsylvania in Philadelphia in 1964. He completed a pathology residency at Wesley Memorial Hospital in Chicago, Ill., in 1969. He most recently worked as a pathologist at Community Medical Center in Missoula, Mont., until his retirement in 2003.

Sandy grew up in Wilton, N.Dak., north of Bismarck. She graduated from St. Luke's Hospital School of Nursing in Fargo, N.Dak. Her career as a registered nurse has included staff nursing, oncology nursing, case management, and director of the Montana Breast Health Center and WellCare.

Philip and Sandy established the Dr. Philip and Sandy Barney Medical Scholarship Endowment, which provides scholarships to medical students with preference given to students from Montana.

Dr. Donald and Blanche Person Main Street



Don was born and raised in Fargo, N.Dak., and graduated from Fargo Central High School in 1956. He earned his Bachelor of Science in Medicine degree from UND in 1961. During a UND externship with the Fargo VA, he met Blanche (Biz) Durand, a certified registered nurse anesthetist. They married

in 1962. Don earned his Doctor of Medicine degree from the University of Minnesota in 1963. Following his internship at Hennepin County Medical Center in Minneapolis, he served in the U.S. Army in Panama (1964–66). He completed a fellowship in microbiology/virology at Mayo Clinic in Rochester, Minn. The Persons moved to Houston in 1971, where Don joined the faculty of the Baylor College of Medicine in Houston, Texas, where he taught virology and epidemiology of internal medicine. Following pediatrics training at Baylor in 1978–79, he joined the pediatrics faculty there. Recalled to active duty in the Army in 1987, he was stationed at Tripler Army Medical Center in Honolulu, where he served as chief of pediatrics, and chief and medical director/senior scientist in clinical investigation. He deployed to Operation Desert Storm in 1991. He developed and continues to manage the Pacific Island Health Care Project (PIHCP), the longest-running humanitarian telemedicine program in the world. PIHCP provides medical care to underserved, indigenous people of the U.S. Pacific Islands He served nearly 50 years in the U.S. Army, retiring in 2008 to San Antonio. He and Biz have two sons and three granddaughters who live near there.

Don and Biz established the Dr. Donald and Blanche Person Scholarship Endowment, which provides scholarships for medical students. They have supported the Adopt-a-Medical-Student program since its inception.

Buck Zahradka, MD, Collaboration Zone



Buck Zahradka was born and raised in Grand Forks, N.Dak. He earned his Doctor of Medicine degree from the UND School of Medicine and Health Sciences in 1998. Less than a year into his family medicine residency at UND in Fargo, he and two friends drowned in a

tragic boating accident near Hillsboro, N.Dak. His family—mother Shirley and siblings Sandy, Bill, Dale, and Lonney—established the Buck Zahradka, MD, Memorial Scholarship Endowment, which provides scholarships to medical students.

Dr. John and Karen Gray Classroom (E410)



John is from Stanley, N.Dak., and Karen grew up in Minot, N.Dak. Karen earned her Bachelor of Arts in Advertising and Public Relations from UND in 1982. John earned his Doctor of Medicine degree from UND in 1987, after which he and Karen were married.

They moved to

Minneapolis, where John completed his internal medicine residency at Hennepin County Medical Center in 1990, and a nephrology fellowship in 1992. He then joined Kidney Specialists of Minnesota (KSM) and has served as president for the past 10 years. KSM operates multiple clinics and dialysis centers in the Minneapolis area. The couple lives in Plymouth, Minn.

John and Karen have established multiple endowments to benefit UND, including the Dr. John and Karen Gray Scholarship Endowment, which provides scholarships to medical students.

Allison and Milton “Bud” Gentle Classroom (E411)

Allison grew up on a farm near Mayville, N.Dak. She earned her Bachelor of Science in Education degree from UND in 1958. She taught in Waubun, Minn., and Walhalla, N.Dak., before joining the Air Force, where she met Bud while stationed in California. They married in 1960. Allison spent two years in the Air Force, while Bud retired as a full colonel in the late 1980s.

Allison and Bud established the Gertrude Dammen/Allison Gentle Medical Education Endowment in honor of Allison's mother. The endowment provides scholarships to medical students at the UND School of Medicine and Health Sciences.

Dr. Dale and Penny Cody Conference Room (E418)

Dale Cody grew up in Carrington, N.Dak., and earned his Doctor of Medicine degree from UND in 1982. He completed his general surgery residency at the Hennepin County Medical Center in 1988. He has practiced at Unity Hospital in Fridley since 1991.

Dale and Penny established the Dr. Dale and Penny Cody Scholarship Endowment, which provides scholarships for medical students.

Janice I. Schuh Flow Cytometry and Cell Sorter Core

Janice Schuh grew up in Lakota, N.Dak., and earned her Bachelor of Science in Medical Technology degree from UND in 1968. She worked as a medical technologist in Grand Forks and Wisconsin before working at Altru Health System in Grand Forks for nearly 40 years until her retirement in 2011.

To honor her parents Paul and Esther (Horysh) Schuh, Janice established the Schuh-Horysh MLS Scholarship Endowment, which provides scholarships for medical laboratory science students with preference given to students from Nelson County.

Dr. Ralph and Barbara Cushing Conference Room (E421)

Ralph grew up in Butte, N.Dak., while Barbara grew up in Linton, N.Dak. Both earned their Bachelor of Science in Medicine degrees from UND in 1965 and their Doctor of Medicine degrees from Wayne State University in Detroit. Ralph completed an internal medicine residency and served as an infectious disease specialist at Bon Secours Hospital in Grosse Pointe, Mich., and eventually director of Internal Medicine. Barbara completed internal medicine and pediatric residencies, and practiced at Children's Hospital of Michigan as a pediatric hematologist/oncologist for more than 30 years.

Barbara established the Ralph and Barbara Cushing Scholarship Endowment after her husband passed away in 2013. The endowment provides scholarships to medical students.

Michael and Donna Ebertz Conference Room (W413)

Michael was born and raised in Jamestown, N.Dak. He earned his Bachelor of Science degree from UND in 1987 and his Doctor of Medicine degree from UND in 1992. He completed his dermatology residency at the University of Minnesota in 1996. He founded Skin Care Doctors P.A. in 1998. Today, the company has four locations in the Twin Cities and St. Cloud, Minn., areas.

Michael and Donna, originally from the Philadelphia area, live in Orono, Minn., with their three children. Donna is a private practice attorney and a graduate of the Catholic University of America in Washington D.C.

In 2012, they established the Dr. Michael and Donna Ebertz Scholarship Endowment, which provides scholarships for medical students with preference given to students from Stutsman County, North Dakota, and Hennepin County, Minnesota.

Drs. Donald and Mary Ann Sens Bioinformatics Core

Don and Mary Ann Sens came to UND from the University of West Virginia in 2002 when Mary Ann became chair of the UND School of Medicine and Health Sciences Department of Pathology. Before West Virginia, both Don and Mary Ann earned their PhDs in Chemistry from the University of South Carolina in Columbia in 1976. Mary Ann then earned her Doctor of Medicine degree and completed a pathology residency from the Medical University of South Carolina. Today at UND, Don serves as a professor of pathology and is responsible for bringing in millions of dollars in research grants. He is also the principal investigator of the North Dakota IDEA (Institutional Development Award) Network of Biomedical Research Excellence. Mary Ann is also program director of the North Dakota Statewide Cancer Registry and serves as a Grand Forks County coroner. She also served as the president for the National Association of Medical Examiners in 2011.


The Senses have consistently supported various endowments at the UND School of Medicine and Health Sciences.

*Named spaces as of 8/22/16





UND President Mark Kennedy listens while Altru Health System CEO and UND SMHS Advisory Council Chair Dave Molmen addresses the North Dakota Legislature's Interim Higher Education Committee during its meetings that were hosted by the SMHS on August 18 and 19. President Kennedy and SMHS Dean Joshua Wynne also addressed the committee.



Chester Fritz Distinguished Professor Emeritus Edward C. Carlson, PhD, in the Department of Biomedical Sciences, presented a talk about his research to the South Forks Lions Club on May 24 in Grand Forks. The Lions have supported Carlson's research on diabetic eye disease since 1988. Carlson expressed his heartfelt gratitude to the Lions for their long-term support.



The School hosted the Chamber of Grand Forks and East Grand Forks' monthly Business After Hours event on August 18, the first public event in the new building; 310 chamber members attended the event.



This summer, the family of Arthur Saiki was given a tour of the new SMHS building by Associate Professor of Pathology Mark Koponen. Shown with photos of Dr. Saiki are, from left, Ruth Timme, Julie Saiki, Bill Saiki, Catherine Saiki, Beth Saiki, Viru Gupte, and grandchildren Xander Saiki, Anand Gupte, and Anna Priya Gupte. Saiki, BS Med '26, was chair of the SMHS Department of Pathology from 1936 to 1949.



SMHS Dean Joshua Wynne speaks with first-year medical students at a reception at the Gorecki Alumni Center on August 2. Dean Wynne and his wife Dr. Susan Farkas host the reception every year for the students.



University of North Dakota School of Medicine and Health Sciences
A National Leader in Rural Health - Serving North Dakota since 1905
1301 North Columbia Road Stop 9037 • Grand Forks ND • 58202-9037
701-777-4305 www.med.UND.edu

Periodical POSTAGE PAID

ADDRESS SERVICE REQUESTED

You're Invited

Universities of North and South Dakota Reception at the annual meeting of the Association of American Medical Colleges (AAMC)

Saturday, November 12, 2016
6:15-7:45 pm

Sheraton Seattle Hotel

1400 6th Ave
Union Street Tower,
4th Floor Boren Room

Hors d'oeuvres and refreshments will be served.

Please RSVP by October 7 to
Kristen Peterson at 701.777.4305,
kristen.peterson@med.und.edu or online at
www.med.UND.edu/events/aamc-2016.cfm

