

# NORTH DAKOTA MEDICINE

THE UNIVERSITY OF NORTH DAKOTA SCHOOL OF MEDICINE & HEALTH SCIENCES

## Marc Basson

**MD Class of 2019**

**Students CURE Gala**

**The Hidden Profession**

**Scrubs Academy**

**DPT Class of 2017**

Fall 2015

VOLUME 40, NUMBER 3

[www.ndmedicine.org](http://www.ndmedicine.org)

**UND** SCHOOL OF MEDICINE  
& HEALTH SCIENCES  
UNIVERSITY OF NORTH DAKOTA







• Be the  
impact.

“Thank you very much for your generous donations. They make a significant impact on my debt load and my stress level. I appreciate it more than you know.”

— Cole Laber, third-year medical student, Napoleon, N. Dak.

Change the life of a student like Cole by supporting scholarships. By investing in the University of North Dakota's students, you shape the future.

UND ALUMNI ASSOCIATION  
FOUNDATION

To learn more, visit [undalumni.org](http://undalumni.org) or call the UND Foundation at 701.777.2611.



**UNIVERSITY OF NORTH DAKOTA  
SCHOOL OF MEDICINE AND HEALTH SCIENCES**

ROBERT O. KELLEY, President, University of North Dakota

JOSHUA WYNNE, Vice President for Health Affairs and  
Dean, School of Medicine and Health Sciences

**EDITOR** Denis MacLeod  
**WRITERS** Amy Halvorson, Alyssa Konickson,  
Stacy Kusler, Lonnie Laffen,  
Denis MacLeod, Nikki Massmann,  
Dave Miedema, Juan Pedraza,  
Jessica Sobolik  
**CONTRIBUTORS** Kristen Peterson  
**GRAPHIC DESIGN** Laura Cory, John Lee, Victoria Swift  
**PHOTOGRAPHY** John Maniaci, Nicole Pape, Wanda Weber

[www.ndmedicine.org](http://www.ndmedicine.org)

**WEBMASTER** Eric Walter

**NORTH DAKOTA MEDICINE** (ISSN 0888-1456;  
USPS 077-680) is published four times a year (March, June,  
September, December) by the University of North Dakota  
School of Medicine and Health Sciences, Room 1106,  
501 N. Columbia Road Stop 9037,  
Grand Forks, ND 58202-9037.  
Periodical postage paid at Grand Forks, ND.

Printed at Forum Communications Printing, Fargo, ND.

All articles published in **NORTH DAKOTA MEDICINE**,  
excluding photographs and copy concerning patients,  
can be reproduced without prior permission from the editor.

## FEATURES

<b>Marc Basson, Associate Dean for Medicine</b>	10
The School's first associate dean for medicine is an educator, scientist, and surgeon.	
<b>Students CURE Gala</b>	13
Student fundraiser is a shining success.	
<b>MD Class of 2019</b>	14
Doctor of Medicine Class of 2019 begins studies.	
<b>The Hidden Profession</b>	16
The School's Medical Laboratory Science Department looms large nationally.	
<b>Scrubs Academy Prescribes Health Career Experiences to Students</b>	22
Academy helps students explore, learn about, and develop an interest in healthcare careers.	
<b>DPT Class of 2017</b>	24
Doctor of Physical Therapy Class of 2017 begins studies.	

## DEPARTMENTS

Dean's Letter	4
News Briefs	6
Building Progress	18
Workforce	20
Alumni Profile - Howard Bailey	26
Alumni Notes	28
In Memoriam	30
Philanthropy	32
Parting Shots	34



**POSTMASTER: Send address corrections to:**

**ND Medicine Address Correction**

**UND School of Medicine and Health Sciences**

Office of Alumni and Community Relations, Attn: Kristen Peterson

501 North Columbia Rd. Stop 9037, Grand Forks, ND 58202-9037

E-mail: [kristen.peterson@med.und.edu](mailto:kristen.peterson@med.und.edu)

Phone: 701-777-4305

**NORTH DAKOTA MEDICINE** is available online at [www.ndmedicine.org](http://www.ndmedicine.org)

# New Beginnings

My column in the last issue of *North Dakota Medicine* largely consisted of a review of what the School accomplished during the just-completed 2014–15 academic year. And it was a long list. But recently compiled financial data have become available that permit me to brag (on behalf of our faculty) about one more milestone achieved—our sponsored funding for research and related activities for 2014–2015 was some \$27.5 million, constituting our most productive year ever. And while grant support doesn't really measure the more important effect that a given body of research work can have on society, it does show just how hard—and effectively—our research faculty are working. Because most of the funding is peer-reviewed and highly competitive, it really says something about how members of the UND SMHS faculty are viewed by their peers around the country and around the world. So congratulations to all the investigators who are working hard to improve the lives of the people of North Dakota through new discoveries.

But with the start of the 2015–16 academic year, it's time to also look forward. And the most noteworthy new development is the effect of the expanded class sizes thanks to the Healthcare Workforce Initiative (HWI). Seventy-nine medical students joined the medical profession on August 3, their first day of medical school and the largest first-year medical student class in the history of UND. Similar class expansions have occurred in the health sciences, and many of those students now are on campus as well. Overall, our class sizes have increased around 25 percent. And we've added a variety of new residency (post-MD training) slots as well, thanks to the HWI and very generous funding from the North Dakota Legislature. Recently added residency positions will be available in psychiatry, geriatrics, and family medicine, with the family medicine program in Fargo



to be restarted after it was decommissioned over a decade ago.

To house all those additional students, the new SMHS building in Grand Forks is coming along nicely. It is scheduled to be completed by May 15, 2016, with occupancy scheduled for July 15—just in time for the incoming medical school Class of 2020. We hope to hold an open house and official opening ceremony in late September 2016. But for now, we are busy planning the transition into the new facility. Part of the planning involves the physical move, but we're spending much more time anticipating and planning how the various departments and programs will actually utilize the building from an operational standpoint.

Another big upcoming event is the revisit by a team from the Liaison Committee on Medical Education (LCME) during mid-October as part of the SMHS's reaccreditation process. As you may recall, the LCME has required us to address a variety of issues where they found us to be in less than complete compliance with ten of their 131 standards. The faculty and staff have worked hard to address each and every one of the citations, and we believe that we've adequately addressed them all. One thing is very clear to me though—that



by going through this difficult but necessary process, we are a better school than we were before, and thus will provide an even more stellar educational experience for our students. The revisit is scheduled for October 18–21, and frankly, I will be relieved when the visit is done and we get a positive response from the LCME. If all goes as expected, we will remain on full accreditation status and be scheduled for our next LCME visit in 2022. But one change that we've made is that we are not going to wait until a year or two before the next visit to start preparing again (as we've always done and as most medical schools do). Rather, we're going to engage in an ongoing process to ensure full compliance with accreditation standards and use an iterative review process similar to the continuous quality improvement process used by large businesses for years. To oversee this ongoing process, Dr. Steve Tinguely, former chair of the Department of Pediatrics, has stepped into a new role as Assistant Dean for Medical Accreditation and Chief Medical Accreditation Officer. This is a novel and exciting way to manage the accreditation process, and I believe that we are leading the country with an approach that in the not-too-distant future likely will become a best practice.

Finally, we are excited about the new departments and people who have recently joined the School. Dr. Gary Schwartz is the chair of our brand-new Department of Population Health, and Dr. Donald Jurivich is the founding Eva L. Gilbertson, MD, Distinguished Chair of Geriatrics. Those two new departments were created specifically to address two of North Dakota's particular healthcare challenges—the need to better address some of the behavioral and environmental determinants of illness and disease (like cigarette smoking and obesity) in an effort to reduce disease burden in the population; and the need to address the challenges of an aging population. By way of example, you may not be aware that North Dakota is second in the nation as to the fraction of its population who are 85 years old or older. So focusing on both population and aging issues is right on

target to address our state's needs.

To help coordinate and oversee our expanding academic enterprise, I've reorganized how our clinical departments report and relate to each other. I now have two associate deans reporting directly to me who oversee our clinical departments and programs. Dr. Tom Mohr is the associate dean for health sciences, and he is responsible for all of the programs and departments under the health sciences umbrella, including physical and occupational therapy, physician assistant studies, medical laboratory science, and sports medicine/athletic training. Recently arrived Dr. Marc Basson, a renowned surgeon whom we were lucky enough to be able to recruit from Michigan State University to be our associate dean for medicine, now oversees the School's clinical departments and related clinical educational programs of our medical student program, including all of the activities at our regional campuses. So while there were many noteworthy accomplishments to celebrate during the recently completed academic year, we have many exciting programs, initiatives, and events upcoming throughout this academic year. Thanks for your interest in what's going on at your School, and for your support!



Joshua Wynne, MD, MBA, MPH  
UND Vice President for Health Affairs  
Dean UND School of Medicine and  
Health Sciences

## 2015 Sophomore Award Winners

The 2015 Sophomore Awards lunch and presentation of awards took place on Thursday, May 14, in the UND Memorial Union Ballroom. Associate Professor Ann M. Flower, PhD, in the Department of Basic Sciences, won the Portrait Award for outstanding support of students during their first two years of medical education.

For a complete list of student and faculty award winners, please visit <http://tinyurl.com/ny2ltke>.



Portrait Award – Scott Poswilko, MS II; Ann Flower; and Dean Joshua Wynne.

## UND Department of Physician Assistant Studies announces Scholarly Project Awards and Scholarships

Winners for the Scholarly Project Poster Display hosted by the University of North Dakota Department of Physician Assistant Studies on May 7 at the UND School of Medicine and Health Sciences were announced at the Department's Hooding Ceremony for the Class of 2015 on May 15.

Jody Bauer, Master of Physician Assistant Studies '15, of Bismarck, N.Dak., had her work selected by a consensus of her peers for the Outstanding Scholarly Project Student Choice Award. Her project was titled "Oral Immunotherapy in IgE-Mediated Cow's Milk Protein Allergy."

In addition, faculty evaluators from the School of Medicine and Health Sciences selected Jessica Curcio, Master of Physician Assistant Studies '15, of Cedar Falls, Iowa, to receive the Outstanding Scholarly Project Faculty Choice Award for her project titled "Alpha Lipoic Acid: A potential therapeutic option for painful peripheral neuropathies."

In July, scholarships were awarded to students from the Classes of 2016 and 2017.

Class of 2016 Kathy Ohly Memorial Scholarship through the North Dakota Academy of Physician Assistants (NDAPA; \$500):

- Brittany Anundson, Bismarck, N.Dak. Her preceptor is Karlee Kristensen, PA-C, Bismarck, N.Dak.
- Caitlyn Cameron, West Fargo, N.Dak. Her preceptor is Tabitha Hass, PA-C, Hawley, Minn.

The Kathy Ohly Memorial Scholarship was established in 1994 in loving memory of Kathy Ohly, a very active member of the NDAPA. She graduated from the University of North Dakota Nurse Practitioner/Physician Assistant Program in 1976. Ohly was the president of the NDAPA from 1982 to 1984 and chaired the Public Education Committee from 1987 to 1991 and the Bylaws Committee. She served on the Continuing

Medical Education Committee from 1985 to 1987. Ohly served as one of the North Dakota representatives to the American Association of Physician Assistants (AAPA) House of Delegates during many national conventions. She organized and traveled with an orthopedic surgical team to Brazil to provide care for Brazilian children suffering from various orthopedic conditions. Her work in Brazil earned her the AAPA Humanitarian Award in 1987. She passed away on August 15, 1993, after a long and courageous battle with breast cancer.

Class of 2016 Mickey Knutson Scholarship (\$750):

- Allison Barnett, Douglas, Wyo. Her preceptor is Deeanne Engle, MD, Douglas, Wyo.

The Knutson endowment provides scholarships to UND students, allowing them the opportunity to complete their studies and pursue careers in the health field. The Knutson endowment is awarded to a graduate who will be working in primary care in a rural or underserved area.

Class of 2017 Katherine MaryAnn Rasmussen Scholarship (\$1,000 for fall tuition):

- Jessica Anderson, Bluffton, Minn. Her preceptor is Randy Kenniger, MD, Fargo, N.Dak.
- Kathryn Deitz, Columbia, Mo. Her preceptor is Heather Gessling, MD, Moberly, Mo.
- Emil Trutwin, Rice, Minn. His preceptor is Margaret Erickson, PA-C, Saint Cloud, Minn.

The Rasmussen endowment provides scholarships to one or more high-achieving and qualified students enrolled within the Physician Assistant Program at the UND School of Medicine and Health Sciences. Recipients must be of high moral character and demonstrate the potential to lead successful lives and careers.

## Bradley receives Research ND Bio grant to study treatment of pork virus

David Bradley, PhD, an immunologist and executive director of the Center of Research Excellence for Avian Therapeutics for Infectious Diseases at the University of North Dakota School of Medicine and Health Sciences, received a peer-reviewed Research ND Bio grant of \$396,622 from the North Dakota Department of Commerce to pursue research on an avian-derived therapy for a porcine virus that could help pork farmers effectively combat outbreaks of the disease. ZymeFast Inc. is matching the Research ND Bio grant with \$403,400 that will also be dedicated to this research.



David Bradley

In 2014, Bradley received a Research ND Bio grant of \$2 million to assist in the research, development, and commercialization of a novel avian-derived therapeutic for parvovirus infection in puppies and dogs.

Please read more at <http://tinyurl.com/pj2xmsu>.

## Dyke new associate dean for the Southeast (Fargo) Campus

Cornelius McKown "Mac" Dyke, MD, has been named associate dean for the Southeast (Fargo) Campus at the University of North Dakota School of Medicine and Health Sciences. Dyke is an assistant professor of surgery at UND and an attending cardiothoracic surgeon for Sanford Health in Fargo. Dyke succeeded Dr. Julie Blehm as Southeast Campus dean. She retired on June 30. He began work at the UND SMHS on July 1.



"Mac" Dyke

Please read more at <http://tinyurl.com/owkgrzl>.

## UND is a top AISES University


Katherine A. Sukalski, PhD, associate professor in the Department of Basic Sciences, is the adviser for the American Indian Science and Engineering Society at UND. The Society has named UND as a top university for Native American Students. View Adam Ladwig's story on WDAZ Television—"Native Spirit: UND named a top university for Native American students" at <http://goo.gl/9q9yiX>.



Kathy Sukalski

## Mohr named Catherine Worthingham Fellow by APTA

Chester Fritz Distinguished Professor Tom Mohr, PT, PhD, associate dean for Health Sciences at the University of North Dakota School of Medicine and Health Sciences, received the Catherine Worthingham Fellow Award from the American Physical Therapy Association. The APTA announced Mohr's honor at its national NEXT Conference and Exposition in National Harbor, Md.



Tom Mohr

The Catherine Worthingham Fellow designation—FAPTA—honors individuals whose contributions to the profession through leadership, influence, and achievements constitute frequent and sustained efforts to advance physical therapy. As a Fellow of the American Physical Therapy Association, Mohr has earned the APTA's highest honor.

Please read more at <http://tinyurl.com/ncfhm6v>.

## Knutson new assistant dean for the Northwest (Minot) Campus

Scott E. Knutson, MD, has been named assistant dean for the Northwest (Minot) Campus at the University of North Dakota School of Medicine and Health Sciences. Knutson is a clinical assistant professor of family medicine at UND and an emergency medicine physician for Trinity Health in Minot, serving as chief of medical staff since December of 2013.



Scott Knutson

Knutson succeeded Dr. Martin Rothberg as Northwest Campus dean. Knutson began work as dean of the Minot Campus on July 1.

Please read more at <http://tinyurl.com/ontzmy9>.

## NRCNAA receives funding to support work with American Indian communities

The National Resource Center on Native American Aging (NRCNAA) located within the Center for Rural Health at the School has received funding from the Department of Health and Human Services Administration on Aging in the amount of \$1,674,455 over five years. The NRCNAA helps American



Indian communities identify evolving Native elder health and social issues through a national needs assessment and assists them in developing community-based solutions.

Please read more at <http://tinyurl.com/pj5kym5>.



## SMHS inducts Gold Humanism Honor Society Members



Twelve medical students from the Doctor of Medicine Class of 2016 at the University of North Dakota School of Medicine and Health Sciences were inducted into the Gold Humanism Honor Society on June 11 at the induction ceremony in Grand Forks.

Please read more at <http://tinyurl.com/oxpcp9v>.

Front row, from left: Betsy Dickson; Hannah Dupea; Samantha Dusek; Rachel Fearing; Emma Swanson; Josalynne Hoff; Napoleon Espejo, MD; and Jon Allen, MD. Back row: Michael Traynor, Jr.; Justin Shipman; John Roller; Annie Braseth; Joshua Greene; Charles Christianson, MD; and John Emmel.

## SMHS, CDC and UK scientists collaborate to prevent effects of Lyme Disease



Catherine Brissette

Scientists at the University of North Dakota School of Medicine and Health Sciences have collaborated with colleagues from the Centers for Disease Control and Prevention and from the University of Kentucky School of Medicine on a research project to limit some of the health risks from contracting Lyme disease. A multi-institution research team led by Assistant Professor Catherine Brissette,

PhD, a biomedical scientist in the Department of Basic Sciences at the School, has published the results of research on a possible mechanism to control two pernicious effects of Lyme disease.

Please read more at <http://tinyurl.com/qz94nf2>.

## Singh receives over \$1.7 million for oral health research



Brij Singh

The National Institutes of Health has granted over \$1.7 million to biomedical scientist Dr. Brij Singh at the University of North Dakota School of Medicine and Health Sciences to fund his research in improving oral health. For over 15 years, the NIH has funded the work of Professor Singh, PhD, whose research focuses on how a specific gene, *TRPC1*, regulates calcium levels in cells that control the secretion of saliva.

“There is a critical need to characterize *TRPC1* function and to define the molecular pathways involved in regulating saliva secretion in normal and disease conditions,” Singh said. “We have the required tools to successfully complete this project. This information will be critical to explore potential therapeutic interventions and strategies to treat salivary gland hypofunctions.”

Please read more at <http://tinyurl.com/on9uzaf>.



## UND summer undergraduate students present research

Fifty-four undergraduates presented the results of their labors this summer at the University of North Dakota School of Medicine and Health Sciences Summer Undergraduate Research Experience poster session on Thursday, August 6, in the Vennes Atrium of the School.

For 10 weeks, students from UND, as well as from rural and tribal colleges in Minnesota, North Dakota, and across the nation conducted research and participated in a number of related educational opportunities. Students participated, shoulder-to-shoulder, with their mentor scientists from the UND Department of Biology, the UND SMHS Departments of Pathology and Basic Sciences, Cankdeska



Cikana Community College, Turtle Mountain Community College, and the UND SMHS Center for Rural Health.

Funding for the students came from a variety of organizations, including the National Institutes of Health, National Science Foundation, U.S. Department of Health and Human Services, and the Office of the Dean at the UND School of Medicine and Health Sciences.

For more information and a list of students, please read more at <http://tinyurl.com/p5aggyo>.

## Mishra and Singh receive \$381,500 for oral health research

The National Institutes of Health has awarded a \$381,500 two-year grant to biomedical scientists Assistant Professor Bibhuti Mishra, PhD, and Professor Brij Singh, PhD, at the University of North Dakota School of Medicine and Health Sciences to fund their research on the role played by proteins called “galectins” in salivary gland inflammation. These are highly interdisciplinary studies because of the unique collaboration between Mishra and Singh. The overall impact of these studies is that it will identify novel molecules—*alarmins*—that contribute to the exacerbation of salivary gland inflammation and destruction. “These alarmins,” Mishra said, “may be targeted for treatment of Sjögren’s syndrome, an autoimmune disease of the oral system, and possibly other inflammatory conditions.”



Bibhuti Mishra

Please read more at <http://tinyurl.com/q2ykue4>.

## RAC receives \$10.5 million to provide resources for rural health improvement

The Rural Assistance Center (RAC), a national rural health information center located at the University of North Dakota School of Medicine and Health Sciences, has received federal funding in the amount of \$10.5 million over five years to continue its work. RAC provides resources and strategies to improve health and healthcare in rural communities across the United States through customized searches and a website that offers an online library, topic guides, toolkits, and examples of successful rural health programs.

Please read more at <http://tinyurl.com/pvghmnr>.





# Marc Basson

The School's first associate dean for medicine is an educator, scientist, and surgeon

By Juan Pedraza





**M**oving a couple of research mouse colonies by truck to North Dakota from Michigan was just the beginning for Marc Basson, MD, PhD, MBA, the University of North Dakota School of Medicine and Health Sciences' new—and first—associate dean for medicine.

"I was looking around for new challenges," said Basson, who also has a Master in Business Administration degree. "I was deeply impressed by what I saw and with the School's focus on doing the right thing for the state of North Dakota."

The change from Lansing/East Lansing, Mich., where he and his family have spent the last 12 years, isn't too radical, he says.

"It's about five degrees colder here in the winter, but you get about 10 inches less snow than we average in Lansing," he said.

A similar challenge is the rural nature of the state, where there's a lot of space between communities.

"I came from an institution—Michigan State University—that has several campuses and serves many rural communities," Basson said.

Basson noted that the UND SMHS has an excellent telecommunications infrastructure that supports its clarity of mission across the state.

Basson, an educator, scientist, and surgeon, is recognized internationally for his research on the extracellular physical forces that affect the intracellular signaling in cancer biology. He's also focusing on the healing of the gastrointestinal tract of critically ill or injured patients. He says he already feels right at home with his administrative, research, and teaching missions at UND.

"I get a strong sense at UND that everybody does get the agenda, which will make my life here easier," said Basson, who has edited three books on bioethics and organized several bioethics conferences.

Basson says balancing his four work roles—administrator, physician, researcher, and teacher—plus his lifelong commitment to family, is an engaging challenge.

"This isn't a business; it's a calling," Basson said. "And the universal in healthcare is that patients need to be taken care of, and we also need to care for them."

There also are certain universals in teaching medicine.

"We have a fiduciary duty to our students, wherever they are," Basson said. "Being a medical student is tremendously stressful, whether you're in Boston, San Francisco, Grand Forks—but there's a lot more to medical education than memorization—we need to model the very best behavior for them. It's not only about all the material they need to learn, it's about helping them learn the ethic of caring."

Basson quotes an old medical school saw: "The tests are the same, but the answers have changed. We must encourage our students to ask questions, to explore why things are the way they are, to question what they've been taught. The real job of a teacher is to share with students the culture of inquisitiveness. They need to go beyond what they memorized in medical school."

Basson notes that without such questioning, it's tough to imagine medicine, and by extension healthcare, advancing.

"When I went to medical school, there were no classes in cell biology—now look at the curriculum!" he said.

"There were no medical professionals in my family until I went to medical school—now my younger brother also is a physician," Basson said. "The only experience that I had previously with medicine was seeing my pediatrician when I was a child."

"I recognized very early—perhaps even as an undergraduate—that I wanted to teach," Basson said. "I love teaching because of the academic atmosphere, and I love helping people. It's fulfilling to explain to someone something they didn't know before."

“And the universal in healthcare is that patients need to be taken care of, and we also need to care for them.”

"Research became a big part of my life, and, yes, it was a big career shift," Basson said. "I knew going into my residency that I was going into academics. At first I wanted to do academic bioethics because I'd devoted much of my life to that, organizing international conferences and editing several books on the subject.

However, while I still find medical ethics relevant and compelling, I also wanted to be able to generate new knowledge that would allow us to change the way we practice medicine and improve our patients' outcomes."

So it was back to the lab, focusing on a clinical problem.

"My first real stint in research was studying peptic ulcer disease, before Prilosec," Basson said. "Patients were dying of GI bleeds, perforated ulcers, etc. I developed a new way to look at that disease because someone needed to ask questions."

Basson decided then and there to get a PhD.

"That was an unusual fork in the road for a fully trained surgeon," Basson said. "I was at Yale at the time, and I was fortunate that they let me keep my hand in surgery during my PhD studies."

Returning to graduate school for his PhD was a big culture as well as a career shift for Basson.

"They handed me a blue book, and I said 'Do you have any idea what my handwriting looks like? I'm a doctor.' I hadn't written tests since my undergrad days, and residency training was all about 'see one, do one,' very hands-on. It was a big frame shift in a PhD program where I learned to actively question everything that I was being taught."

Basson studied in the lab of a world-class vascular biologist who offered him the unique opportunity to study the lining of the intestine with the tools of vascular biology.

"It was a wonderful experience and a springboard to a lifetime of research for me," said Basson, who brought his intestinal epithelial cell research project and some of his coworkers from Michigan State University to UND to

“We have a fiduciary duty to our students, wherever they are.”

continue his work. “In fact, research science is completely different than the practice of medicine, but I enjoy them both. I like learning things that I don’t know, I enjoy getting perspectives that I’m unfamiliar with, which is why I enjoyed philosophy as an undergrad. I especially appreciate the Eureka moments we get in the laboratory.”

“The biggest challenge in being a physician, teacher, researcher, and administrator—and a committed family person—is not sleeping much,” Basson quips. “But being able to move back and forth in all those different roles is fulfilling.”

Basson’s spouse Helene Weldt-Basson is a scholar of Latin American language and literatures and will now be a professor in the UND Department of Modern and Classical Languages and Literatures. Their daughter is in college, and their son will attend high school here in Grand Forks.

Basson’s philosophy is about the quest for new knowledge.

“The essence is: question everything,” Basson said. “Other than my bioethics background, which is very helpful to me in making decisions about patients, I also studied the philosophy of science in an independent major—philosophy of medicine—in the Honors College at the University of Michigan. One half was bioethics, which informs how I approach patients today, how I talk about them with students, how I teach them, not just do the right thing but help students understand what the right thing is. The other half was the philosophy of science piece, which motivates my honestly skeptical approach to everything that I teach and learn.”

Last year, in a widely quoted article in *JAMA Surgery*, a journal of the American Medical Association, Basson wrote, “We do not just provide patient care, but we ask questions about why we get the results that we do, how our results can be better understood, and ultimately how they can be improved. Basic science, translational studies, outcomes research, bioethics, process improvement, lean management, and healthcare reform all begin with such questions and with the refusal to accept


the status quo or received wisdom.”

And that view informs his take on medical education.

“I see my job as helping students learn about managing change,” he said. “In my research field for example, when I was a medical student, everyone ‘knew’ that ulcers were caused by excess stomach acid. But two researchers in Australia—Barry Marshall and Robin Warren, who won the Nobel Prize for the work—discovered that ulcers were caused by a bacterium, *Helicobacter pylorum*. What everybody knew was actually completely wrong!”

“I don’t know what all the right answers are, but I do know that my students will be confronted with different circumstances, different questions, different environments,” Basson said. “If they are forced to just say, ‘I’m going to do this because that’s what Dr. Basson taught me 20 years ago,’ they won’t be as good as they can be.”

As associate dean for medicine, Basson will help coordinate the school’s teaching, clinical, and research efforts related to medical students, residents, and practicing physicians.

All of the clinical departmental chairs as well as the regional campus deans will report to Basson. 



# Students CURE Gala

Student fundraiser is a shining success.

By Denis MacLeod

It was a dark and stormy night . . . and well over \$10,000 was raised for Doctors Without Borders/Médecins Sans Frontières and Valley Community Health Centers at the first Students CURE (Caring for Underserved Regions Everywhere) Black-Tie Gala held on Saturday, August 22, at the Alerus Center in Grand Forks. Just before the gala, Grand Forks received 1¼ inches of rain in less than an hour. The weather didn't dampen the enthusiasm of the participants at the event, held in the style of a Venetian masquerade ball. Dean Joshua Wynne and his wife Dr. Susan Farkas were joined by students, faculty, and staff from the School as well as area healthcare professionals in contributing to the event to support global and local health. The gala included a social hour, dinner, silent auction, a speaker who has served with Doctors Without Borders, and a dance.

Students CURE is made up of healthcare students and professionals who want to make a difference in people's lives not only in North Dakota but also globally. Whitney Bettenhausen, a second-year medical student, formed Students CURE

and worked to receive state and federal 501(c)(3) nonprofit status for the group, which is dedicated to the promotion of health and wellness and the enrichment of interprofessional medical education. Bettenhausen and Joley Beeler, a second-year medical student, worked together to organize and produce the gala.

All proceeds from the evening went to Doctors Without Borders and Valley Community Health Centers in Grand Forks.

Joseph Keenan, a Minneapolis physician who has worked with Doctors Without Borders in Africa, was the keynote speaker.

Valley Community Health Centers CEO Mara Jiran said the money the medical clinic receives from Students CURE will go toward staff development and training, because the number of employees at Valley Health has recently increased. The center emphasizes access to healthcare services for income-eligible patients in Northwood, Larimore, Grand Forks, and the surrounding communities, and also helps new Americans. 🌿



Whitney Bettenhausen



Joley Beeler



# Doctor of Medicine Class of 2019



Seventy-nine first-year medical students, members of the Doctor of Medicine (MD) Class of 2019, began their journey to become physicians at the University of North Dakota School of Medicine and Health Sciences. Students were formally inducted at the School's White Coat Ceremony on August 7 in the Memorial Union Ballroom on the UND Campus in Grand Forks. The students, 41 men and 38 women, range in age from 21 to 42 years, with the average age of 24. They come to medical school with work experience in an array of fields and academic degrees.



# 9 begins studies at the SMHS



Heidi Marxen Bittner, MD, delivered the keynote address for the ceremony titled "White Coat? I thought you said white GOAT!" Bittner practices as a family physician at Altru Clinic Lake Region and at Mercy Hospital in Devils Lake, N.Dak. She earned her Bachelor of Science in Natural Sciences and Honors from UND, and earned her Doctorate of Medicine from the UND School of Medicine and Health Sciences, where she is a clinical assistant professor in the Department of Family and Community Medicine. Bittner also serves as medical director and ultrasonographer for First Choice Clinic in Devils Lake and practices at the Obstetrics Outreach Clinic in Langdon, N.Dak. For more information and a list of the students' hometowns, please read more at <http://tinyurl.com/nu9yp72>.



# The Hidden Profession

The School's Medical Laboratory Science Department looms large nationally.

By Amy Halvorson



Brooke Solberg demonstrates using the virtual cell counter.

“Our main focus is the student.”

The University of North Dakota Medical Laboratory Science (MLS) Department has been under the microscope and discovered to be truly exceptional—particularly its online program.

Of the different medical lab science programs in the country, UND has one of the largest, most cutting-edge programs, according to department chair Ruth Paur, PhD, MLS (ASCP)CM.

UND's MLS online program has been awarded three national teaching partnerships.

These three major partnerships include the Mayo Clinic, Veterans Administration, and Sonora Quest Laboratories. These cohorts sign up to have their employees take online MLS classes from UND to help combat the shortage of MLS professionals in the workforce.

“We are known for having a very difficult program; the cohorts have chosen us for that level of rigor because they want that level of an employee,” Paur said. “Our profession contributes 70 to 80 percent of a medical diagnosis, so we better have that lab data right.”

Medical lab scientists are often referred to as the “hidden profession” because the majority of their work is completed behind the scenes in a healthcare setting with little to no direct patient contact.

The UND MLS program has held its national accreditation through its last three reviews with no deficiencies.

What makes UND's MLS Department truly exceptional is the department's true commitment to its students—both face-to-face and online.



“Our main focus is the student,” said Janna Schill, PhD, MLS (ASCP)CM, assistant professor and distance education coordinator.

The program places 85 percent of its emphasis on teaching—with each one of the members of its faculty teaching—the remaining 15 percent of their time is devoted to 5 percent on scholarly research, 5 percent on service, and 5 percent on administrative duties.

“The faculty as a team has been noted nationally as one of a kind,” Paur said. “We all have unique skill sets and use them to the maximum.”

“We have found that statistically there is no difference between what face-to-face and distance students achieve on national board of certification exam scores,” Paur said.

Because of MLS online program needs, a collaboration has been formed between the MLS Department and the UND Computer Science Department.

This two-year collaboration between MLS Assistant Professor Brooke Solberg, PhD, MLS(ASCP)CM, and computer science Chair and Assistant Professor Ron Marsh, along with two computer science students, has produced the virtual cell counter—the first of its kind.

This new software allows for distance students to learn how to utilize and become comfortable with using a cell counter because it looks and works just like the physical one, a machine that usually costs from \$500 to \$600.

The MLS program has also discovered a new way to scan in microscopic slides, so the distance students are able to view and see the exact same slides as the face-to-face students.

“We have designed it so that our distance students are able to access and utilize the same resources,” Schill said.

The department is also in the process of developing an online lab manual with video capture of how to do each procedure. This virtual experience allows the student to prepare for hands-on experiences and significantly decreases the amount of time to become proficient.

“They are able to see it, hear it and read it, which allows us to reach all of the different learning styles,” Paur said.

Through the feedback the faculty receives from the students, they are able to go back in the lesson and find precisely where they “lost” the students and alter the lesson to help get them on the right path.

With presentations available online 24/7, the UND MLS online program acknowledges that their students are often working full-time and have families, which make it more difficult for them to do their school work during a specific set of hours. This constant availability also allows for quicker, if not instant, feedback.

“We don’t capture live lecture because we realized that the nontraditional student didn’t like that,” Paur said. “They want a more focused topic, and they want their time utilized more efficiently with less focus on the social perspective.”

Distance education started in the UND MLS program with its master’s program in 1977 and was one of the first online programs offered by UND.

The UND MLS program produces over 100 graduates a year; the average class size in most U.S. programs is from 6 to 12 students.

UND’s MLS program is almost to the maximum enrollment it can handle. In addition to its online cohorts and on-campus population, an additional program known as the Western College Alliance in Medical Laboratory Science (WCAMLS) allows students from 13 other colleges in North Dakota, South Dakota, Minnesota, Montana, and Wisconsin to transfer to UND to complete a final year of study.

Students in the WCAMLS complete their National Accrediting Agency for Clinical Laboratory Sciences (NAACLS) accredited internship through UND but often complete required clinical rotations at a healthcare facility near their home college.

Completing an internship near their home college increases the likelihood of keeping new medical laboratory scientists in rural areas.

Through the department’s applied educational research, they have been able to get meaningful data, which can be used to help address workforce needs in North Dakota.

“The faculty as a team has been noted nationally as one of a kind.”





# An Outside-In View

The exterior of the new SMHS building lends a perspective on its interior functions

By Lonnie Laffen  
President and CEO, JLG Architects



North bump-out of new SMHS building.

A new school year is almost upon us—the final school year in the old School of Medicine and Health Sciences building. After years of planning, design, and construction, it's exciting to think that next year we will be preparing to finally open

the doors of the new facility.

Here is what you would see if you visited the site today.

The construction team is working hard to finish up the exterior shell before the cold winds blow. The completion of the

exterior gives the casual observer a hint of the activities that occur behind the building's cladding. Smaller openings are located in the research areas, while larger ribbon windows wrap the office functions and massive expanses of curtain wall identify the many public spaces.

A glazing pattern on the windows was designed to create a more dynamic aesthetic to the overall look of the building. The design team was challenged by the design committee to let in light while still providing privacy to users.

There are actually three different types of glazing patterning (frosted, clear, and a perforated dot matrix) on the windows to create the overall configuration.

On the fifth level, the mechanical penthouse and clerestory atrium enclosures have been built, and the south stair of the Learning Hall has been fabricated into place. And, of course, the biggest, or at least tallest, visual change is the removal of the tower crane, which left the site on August 6.

The exterior of the building is mainly made up of two colors of brick: red and a neutral tone. On the north and south areas of the building, we have what we call bump-outs, which are protruding elements of the building that house interior educational spaces. The bump-out on the north is nearing completion, while the south bump-out is in the process of having brick laid.

While the focus has been on the exterior, in the interior, several of the office areas have been primed and painted, and many of the interior glazing system frames have been installed at the office suite entries, conference rooms, and education spaces. The interior color scheme not only provides vibrant splashes of color but also acts as a wayfinding tool for occupants. Leisure blue, yarrow (yellow), and obstinate orange are the names of the main colors that cover 20 percent of the wall surfaces. The remaining 80 percent will consist of neutral colors. The design committee selected these colors to reflect the North Dakota landscape—the golden yellow of a wheat field, the earthy brown-orange of the Badlands, and the blue of our vast, open views of the sky.

Kudos to the PCL and Community

Contractors team, which celebrated 200,000 worker hours with no time-lost incidents. There can be anywhere from 75 to 150 workers on site daily, making this feat even more impressive. You can see the construction process through a live web cam, which can be viewed at <http://oxblue.com/open/pcl/UNDSMHS>. A time-lapse video on the website illustrates the process over the year and shows how far we have come in a relatively short time.

Over the next few months, exterior glazing will continue along the west and south sides of the building as we prepare for winter. Interior walls will be Sheetrocked, mudded, and painted, and wires will be pulled throughout the building for power and data. The progress of enclosing the on-site generators will continue, and construction will begin on the south atrium suspended stairs.

It was once told that when the current facility operated as a hospital a time capsule was hidden within the walls. As part of commemorating the construction of the new SMHS building and the future of healthcare in North Dakota, the SMHS assembled a time capsule for the new building. Various departments within the SMHS have provided objects representing the instruments, technology, and tools used in today's healthcare, teaching practices, and research. The time capsule will be registered and sealed within the building.

If you didn't get to contribute to the time capsule, there is still a chance to make your own mark on the new School building. The School of Medicine and Health Sciences is going to change the way people look at healthcare delivery and education across the United States. To that end, while the new UND School of Medicine and Health Sciences building is fully funded by the North Dakota Legislature, the School is offering naming opportunities to enhance and further elevate the student, faculty, and program opportunities in the new facility. If you are interested in learning more, please contact Senior Development Director Dave Miedema at (701) 777.4933 or visit <http://www.med.und.edu/naming-opportunities/index.cfm>.



Lonnie Laffen





# Williams County Graduate Scholarship

Private and public collaboration provides a generous boost to high school graduates in Williams County.

By Stacy Kusler

The effect of the oil boom on western North Dakota communities has provided great opportunities to balance, or even outweigh, the challenges of providing healthcare. As referenced in the summer *North Dakota Medicine* article “Making it Work in the West,” the increase in population and revenue from oil has allowed communities like Williston and Watford City, North Dakota, to grow their medical service lines and improve patient care facilities. The benefit of being able to offer more medical service lines in Williston and Watford City, though, also presents challenges in filling a variety of open healthcare positions. It seems like



Terry Olson

Foundation. Through this collaboration, WSC is able to award scholarships to any Williams County high school graduate, from any year, to fully pay for tuition, fees, and books. “This is an unheard of opportunity,” said Terry Olson, executive director of the Williston State College Foundation.

Many donors to the Williston State College Foundation donated mineral acres years ago to be used specifically for student scholarships. With the increased value of mineral acres from the oil boom, the foundation’s scholarship fund dramatically increased, allowing for this unique collaborative scholarship program to take shape. “We are so thankful to the families who donated mineral acres a long time ago. If they could see the impact their donation is having on students today, I think they would be very pleased,” Olson said.

## The Next Wave of Workforce

The effect of the WCGS is already showing promising numbers for its inaugural semester. Kaylyn Bondy, registrar and director of effectiveness for WSC, reported that overall applications for the 2015 fall semester are up over 100 percent compared with 2014. Specifically, applications for health-related degrees are up 77 percent compared with last year. Within the Health and Wellness academic department at WSC, degree options include massage, medical coding, mental health/addictions technician, nursing (registered nurse), and speech language pathology assistant. This is good news for healthcare facilities in the area that have growing services lines requiring more

“We are so thankful to the families who donated mineral acres a long time ago. If they could see the impact their donation is having on students today, I think they would be very pleased.”

perfect timing, then, that Williston State College (WSC) will be offering the Williams County Graduate Scholarship (WCGS) beginning in the fall of 2015. This scholarship will offer free tuition, fees, and books for two consecutive years to any degree-seeking student who has graduated in good standing from any Williams County high school.

The WCGS is an aggregation of funds from the Alva J. Field Memorial Trust, the Williston State College Foundation, and the North Dakota Challenge Grant. The Alva J. Field Memorial Trust was originally established to provide scholarships to Williams County high school graduates to assist in their continued education at a college of their choice (in or out of the state of North Dakota). The trustees of the Alva J. Field Memorial recently donated \$1 million over five years for the collaborative WCGS effort, and the North Dakota Challenge Fund donated \$500,000. The rest of the scholarship funds are coming from the Williston State College



Janet Johnson

healthcare staff members. Janet Johnson, MSN, is the RN nursing coordinator for WSC. She realizes the nursing shortage in her community and believes the scholarship will

help increase the number of nursing graduates who will stay in the area. “When they are in our nursing program, they are going to be working in our communities and making friends and lasting relationships here, so I certainly hope this wonderful [scholarship] gift helps to

recruit and retain the nurses we can provide to this community,” Johnson said.

The population influx in western North Dakota has created challenges for infrastructure, business, and community members, but there are plenty of diamonds in the rough to be seen and celebrated. “The oil industry has really changed Williston, but Williston is still a great community, and I wish those stories were told more,” Olson said.

For more information about the WCGS, please visit the following website: Williams County Graduate Scholarship — <http://www.willistonstate.edu/Community/WSC-Foundation/Williams-County-Graduate-Scholarship.html>






# Scrubs Academy Prescribes Health Career Experiences to Students

Academy helps students explore, learn about, and develop an interest in healthcare careers.

By Nikki Massmann



“If it weren’t for the Scrubs Academy, I might not have known about that health field.”

Summer can be a quieter time on college campuses, but for one week each June, the University of North Dakota School of Medicine and Health Sciences is bustling with student activity.

Since 2011, the Center for Rural Health has facilitated the Rural Collaborative Opportunities for Occupational Learning in Health (R-COOL-Health) Scrubs Academy each summer. As part of the state’s healthcare workforce activities, the Academy exposes North Dakota middle-school students to a variety of health professions using interactive, hands-on learning experiences. The sixth-, seventh-, and eighth-graders stay on campus during the four-day Academy. Over the five years since the initial Academy, 251 students have attended, 185 of whom have been from rural communities.

There is a shortage of healthcare professionals, especially in rural areas. The Academy provides a way to grow students’ interest in health careers and help set them on the academic path they need to achieve their goals in pursuit of their career choice. The Academy emphasizes career opportunities in rural settings within the

state, and students are exposed to many healthcare professions, including dentistry, physical therapy, occupational therapy, pharmacy, veterinary medicine, emergency medical services, family medicine, chiropractic care, music therapy, health information technology, and more.

“The Scrubs Academy is important to North Dakota’s workforce issues from a pipeline standpoint,” said Joshua Wynne, MD, MBA, MPH, UND vice president for Health Affairs and dean of the UND School of Medicine and Health Sciences.

“The School is in the middle of the pipeline, the job market is at the end, but we need to get kids, especially from rural areas, in the front door. We hope to interest them in healthcare careers by making the Academy a fun, hands-on experience. I know I enjoy participating along with them.”

Lynette Dickson, associate director at the Center for Rural Health, emphasizes that the Scrubs Academy shows students that they can find a career path to suit their own interests. She said, “Career choices in health professions aren’t limited to the obvious ones such as a nurse or doctor.

Choices are vast, and the need for health workforce is great throughout the country—not just in North Dakota.”

Each year, health professionals graciously volunteer their time to provide hands-on experiences to the Scrubs attendees. They answer questions about everything from how many years of school or specialized training are needed for their career field to what it’s like to work in a rural setting. The estimated value of in-kind contributions from volunteers each year is around \$16,272, based on average salaries per hour for the volunteers’ professions. Remaining costs for the Academy are supported by state appropriated funding designated for Workforce Development, the Center for Rural Health’s federal State Office of Rural Health grant, the Area Health Education (AHEC) grant, and registration fees from attendees.

“Volunteers help us keep registration costs down,” said Kylie Nissen, senior project coordinator at the Center for Rural Health. “It’s an accessible activity for anyone interested. We also can provide scholarships to those with a need. Some organizations in rural communities have sponsored a student to attend the Scrubs Academy, such as rural ambulances and hospitals. It’s a great way for rural communities to support their potential future healthcare workers.”

Some attendees come to the Academy with one career in mind, and leave with an entirely different one. Alicia Westrick, an eleventh-grade student from Harwood, North Dakota, attended her first Scrubs Academy in 2013, and came back as a volunteer in 2015. She had always wanted to be a pediatrician because of her interest in a health career and her love of working with children.

“I had the opportunity to learn about careers in physical therapy, and now I’m looking into that as a career option with a specialization in pediatrics,” Westrick said. “If it weren’t for the Scrubs Academy, I might not have known about that health field.”

Westrick says that the Academy has given her skills that she can apply in her daily life as well. Attendees become certified in CPR and receive HIPAA (Health Insurance Portability and Accountability Act) training. They also receive instruction on administering

Epi-Pen (epinephrine autoinjector) injections, which can save a life during an allergic reaction. Westrick states that because of these skills, she feels that she is ready for any emergency situation at her job in a daycare center. The HIPAA training will get some practical use this school year; she is participating in a job shadow program through her local hospital.

Other past attendees can also attest to the practical skills gained through the Scrubs Academy. Sheila Rustad’s daughter, Brianna Petersen, attended the Scrubs Academy in 2014. Brianna had developed an interest in becoming a rheumatologist because of her own experience with juvenile rheumatoid arthritis (JRA). While at the Scrubs Academy, the middle-school student learned how to administer diabetic injections. When her grandfather (who had previously been diagnosed with diabetes) suffered a traumatic brain injury, he needed help managing his medication.

“Because of the brain injury, he was having a hard time understanding how much insulin to put into his injection,” said Rustad. “Brianna jumped right in to help care for him. She said to him, ‘Don’t worry, I got this Grandpa.’ She was able to take care of him.”

Brianna now has to give herself injections because of her JRA. Her mother said, “She knows how to do it because of what she learned at the Academy. She has educated me on how to do it. With your own children, you are so used to being the teacher. But in this case our roles were reversed—I am her student. What other seventh-grader could do those things with such confidence? I am so proud of her and love what she has learned from her Scrubs experience.”

In addition to the Scrubs Academy at UND in Grand Forks, The Center for Rural Health and the AHEC are developing an Academy to appeal to high-school-age students. There is a need to continue workforce development for North Dakota students beyond middle school, and these organizations are working collaboratively to meet that need. With the success of the events thus far, the Scrubs program will continue to support rural healthcare workforce development for years to come.

“I am so proud of her and love what she has learned from her Scrubs experience.”



# Doctor of Physical Therapy Class of 2017

By Denis MacLeod



Forty-eight physical therapy students, members of the Doctor of Physical Therapy (DPT) Class of 2017, started the clinical studies portion of their journey to become doctors of physical therapy at the University of North Dakota School of Medicine and Health Sciences. The students received white coats at the Entrance Into Professional Service Ceremony on Thursday, July 16, at the Alerus Center in Grand Forks.

The students, 29 women and 19 men, range in age from 21 to 36 years, with the average age of 23. Many are from North Dakota, and most completed their pre-PT coursework at UND.

Keynote speaker was Judy Siegle; she is a speaker, author, two-time Paralympian, and disability advocate. Siegle is a highly decorated healthcare professional with over 20 years of experience. As a



Judy Siegle

young adult, her life was dramatically changed after a car crash resulting in a spinal cord injury. She turned personal tragedy into a platform for a life of success and deep significance. For more information and a list of students' hometowns, please read more at <http://tinyurl.com/pvy7noz>.

# Begins Clinical Studies



**Entrance into Professional Service  
July 16, 2015**

Front Row (from left): Cory Langerud, Joseph Perry, Aaron Bakker, Kelsey Lafond, Marcé Schultz, Isaac Bitter, Stephanie Erlandson, Lindsay Palmquist, Erin Yankovec, Lauren Trudel, William Hunt, Marissa Adolphson, Courtney McDonald, Kelley Olson, Evan Condry, and Daniel Himmerick.

Middle Row: Chase Kerber, Megan Shanahan, Brittany Bleichner, Roy Nelson, Wesley Anderson, Joshua Johnson, Shelby Trosdahl, Jedrick Mazion, Mason Hegna, Benjamin Lofgren, Nicholas Hastert, Brock Clements, Allen Kennedy, Benjamin Holter, Brittany Tronnes, and Megan Sween.

Back Row: Jordan Peterson, Ashley Fedie, Brianna Albrecht, Lauren Graham, Jenna Goecke, Brianna Warren, Jamie Drevlow, Shelby Carlson, Jenna Wyffels, Alicia Bass, Kelsey Kratzke, Abby Brenner, Kelsey DeCamp, Tiffany VanHaafte, Ashley Hickox, and Melanie Fuller.





# Dr. Howard Bailey

North Dakota native and proud alum leads UW Carbone Cancer Center.

By Juan Pedraza

“I was deeply struck by the noble art of communicating with a terminal patient.”




Photo by John Maniaci, UW Health

Howard Bailey with the University of Wisconsin Carbone Cancer Center in the background.

Medical education has changed dramatically since Howard Bailey attended the University of North Dakota School of Medicine and Health Sciences. He graduated with his MD degree in 1985.

Watching from afar, he's noted the impact of informatics on the teaching of medicine and how and what students learn.

“And it's not just strictly medical education,” said Bailey. He's the director and a researcher at the University of Wisconsin's Carbone Cancer Center in Madison. “Besides teaching the basics, today's med-school curriculum includes a lot more about where to find the rapidly changing information.”

The Carbone Cancer Center, a part of the University of Wisconsin Health system, is one of 45 centers nationwide designated as a comprehensive cancer center by the National Cancer Institute, part of the National Institutes of Health. Employing about 2,300 people—including more than 400 physicians and researchers—the center

conducts research, provides treatment, and offers training. The center treats more than 20,000 patients per year, Bailey noted.

His take on the information-gathering side of medical education underscores something healthcare professionals across the spectrum know well. “We've got to get better at educating the public, applying new knowledge, and learning more about how and where to get the very latest information,” Bailey said.

Coming from a small rural community in southeastern North Dakota—Wyndmere, a farming town south of Fargo—Bailey learned a lot about the perspectives of a rural state on healthcare delivery and the dissemination of accurate, reliable health information.

Bailey's interest in cancer goes back to his experience at the SMHS.

“I was a third-year student, joking to people that I'd choose as a specialty whatever field I disliked the least,” Bailey said.

That changed when Bailey did rounds with an oncologist in Fargo.

“He was talking with a patient about getting her well enough to take one last view of the crops near her home,” Bailey said. “I was deeply struck by the noble art of communicating with a terminal patient—I resolved then and there that’s what I wanted to pursue. I understood then that medicine wasn’t just about focusing on cures, but that we’re also trying to provide the best, thoughtful care.”

After medical school, Bailey spent time at the Upjohn Company, a pharmaceutical firm, in Kalamazoo, Michigan.

Now, many years later, he has a portfolio of jobs each one of which would be taxing all by itself: he’s a practicing oncologist, a cancer researcher, a teacher—and he’s the director of a large academic-based cancer research and treatment facility.

“The first thing that I stress to young physicians and MDs-in-training is that you’ve got to be happy with what you do,” Bailey said. “It’s trite but definitely true: life’s too short to be unhappy. You need to balance those things that contribute to your happiness. For me, that definitely includes life outside work, but it’s also true that I really enjoy what I do here.”

Today, that means staying involved in patient care, directly hands-on with clinical translational research, and being an administrator of a large and complex medical facility.

“I work a lot with terminal patients,” Bailey said. “That’s largely about communication, about having sensitive end-of-life conversations.”

“You have to be prepared, at a basic level, to deal with patients and their families,” Bailey said.

There are some key ground rules for this part of his work life.

“You need to assess what the issues are for each individual, have a strategy, know what you want to convey,” Bailey said. “You assess what the issues are, go in prepared, and at a basic level, you try to remember the first tenet of medicine: if this were my family, how would I want someone dealing with them.”

“Hopefully, all of us pick up what works for us in terms of communications styles,” Bailey said. “Earnestness is vital: patients want to know that we care. So we must be honest and up-front. I see medical education changing in this way too. Students are getting much more communication training.”

Bailey, like the myriad medical and healthcare professionals around the country, is keenly aware of the changing dynamics and economics of healthcare.

“I think we’re all being asked to do more with less,” Bailey said. “We seem to have less time, and we’re dealing with more regulations. So I try to keep it simple: I focus on the things that I can control, such as the effort I put forth and advocacy for my patients.”

It’s a tough call some days.

“There are 200-plus types of cancer,” Bailey said. “All cancers share some common traits, but they have different etiologies, different risk factors—that means we’re taking a much more personalized approach. We’re seeing even in cancer research a differentiation within a given type of cancer, such as breast cancer—it’s being separated in subtypes based on factors such as individual genetics, and, in a new field, metabolomics.”

The public views cancer as one thing.

“But it’s many things,” Bailey said. “In my role as a cancer doc and as a cancer researcher, I’m interested in all of it. My specific research initially focused on developing new cancer therapies. Currently my research focus is on advancing cancer prevention, and finding new agents that are effective in preventing cancer, such as cancer vaccines.”



Howard Bailey and his daughter Maia, a UND student, walking along the Howard Temin Path, near the UW Carbone Cancer Center.

Bailey also is figuring on a future where there’s more emphasis on risk identification and early screening for cancer.

Bailey said he credits his career success to North Dakota—both his rural upbringing and his education at UND (he also got his undergraduate degree here). He encouraged his daughter Maia to go to UND, where she now is heading into her final stretch.

“I’m very proud of the school I went to,” Bailey said.

Bailey was named interim director of the Carbone Cancer Center in 2013, and was appointed as permanent director last year. He’s been an active cancer clinician and researcher since joining the University of Wisconsin School of Medicine and Public Health as a faculty member in 1994.



'10s

**Alexandra Jares, DPT '15**, has joined the physical therapy staff at First Care Health Center in Park River, N.Dak.

**Kassandra (Kertz) Laxdal, DPT '15**, has joined the physical therapy staff at First Care Health Center in Park River, N.Dak.



**Michael Mudgett, MPH '15**, is working at the California Rural Indian Health Board in Sacramento. For more about Michael, please visit <http://goo.gl/FIJ69P>.



**Jessica Plummer, DPT '14**, a Hannah, N.Dak., native, is now a member of the staff at Cavalier County Memorial Hospital in Langdon, N.Dak.



**Abby Davis, MD '14**, was recently honored as a member of the *Bismarck Tribune's* 2015 "40 Under 40." Davis, a Bismarck, N.Dak. native, completed her third and fourth year on the Southwest Campus in Bismarck and is currently a resident at the Center for Family Medicine-Bismarck.



**Amy Doll, MD '12**, is now at CHI St. Alexius Health's Emergency & Trauma Center in Bismarck, N.Dak. **Lisa**



**Cory Edwards, MD '11**, has joined Altru Health System's neurology team in Grand Forks. A native of Grand Forks, he completed this neurology residency as the associate chief resident of the University of Iowa Hospitals and Clinics, Iowa City, Iowa.

**Lisa Froemke, MPAS '14**, has joined the primary care department at the Fargo VA Health Care System in Fargo, N.Dak.



**Chris Irmen, MD '12**, and **Stacy Roers Irmen, MD '08**, have joined Sanford Clinic in Jamestown, N.Dak. Stacy is from Fargo and is specializing

in obstetrics as well as family medicine. Her husband Chris is from Bismarck and is interested in sports medicine as well as his family medicine practice.

**Ashley Lundin, MD '11**, has joined the staff at Sanford Bemidji 1611 Eye Center & Optical. Lundin completed her ophthalmology residency at the University of Wisconsin.

**Brian Midboe, MD '11**, recently joined the team at St. Luke's Anesthesia Associates in Duluth, Minn. Midboe completed his anesthesiology residency at the University of Iowa in Iowa City.

'00s



**Brandon Speidel, MD '09**, has become a member of Altru Health's diagnostic radiology team at Altru Health in Grand Forks, N.Dak.

**Eric Fenstad, MD '08**, has joined Minneapolis Heart Institute and will see patients at the Minneapolis Heart Institute clinics in Baxter, Crosby, and Aitkin, Minn. Fenstad is board-certified in cardiovascular disease and internal medicine.

**Tyler Jepson, DPT '06**, recently accepted an academic position in the Physical Therapy Program at the University of Wisconsin, LaCrosse.

Got news?

We want to hear it!

Please send your news items for the next issue of **North Dakota Medicine** to Kristen Peterson: [kristen.peterson@med.und.edu](mailto:kristen.peterson@med.und.edu) or call 701.777.4305.



— '90s —

**Joel Walz, MD '94**, has been appointed Grand Forks City Health Officer. The health officer is a member of the Grand Forks Board of Health and serves as a medical consultant to the city's Public Health Department. He also has legal authority to abate public health nuisances and contain communicable diseases that may be present in the community.



**Dana Metzger, DO, BS MT '94**, family medicine, recently joined Sanford North Walk-in-Clinic, in Bismarck. She graduated from the University of North Dakota and completed her residency at the University of South Dakota. Metzger is board-certified in family medicine by the American Board of Family Medicine.

— '80s —

**Cory Miller, MD '85**, is now at St. Andrew's Health Center in Bottineau, N.Dak. A native of Bottineau, Miller has spent the last 26 years in Williston.

— '70s —



**Chester Fritz Distinguished Professor Tom Mohr, PhD '86, BS PT '75**, received the Catherine Worthingham Fellow Award during the American Physical Therapy Association NEXT Conference and Exposition held in National Harbor, Md., in June. The Worthingham Fellow designation honors individuals whose contributions to the profession through leadership, influence, and achievements constitute frequent and sustained efforts to advance physical therapy. Mohr has earned the APTA's highest honor.



The MD Class of 2000 gathered in Fargo, N.Dak., on August 8 for a reunion. From the left are Julie Hallanger Johnson, Robyn Borge, Katie Hall, Chris Cleveland, Jamey Jessen, and Karl Borge. *Grand Forks Herald* columnist Marilyn Hagerty shadowed the Class of 2000. She wrote about checking in with the class in her column on August 9, 2015, "It began with a white coat," which you can read at <http://goo.gl/BLDd3r>.



**Dr. Glenn Brown, BS Med '53**, age 89, of Moorhead, Minn., formerly of Halstad, Minn., died Sunday, May 3, 2015, in Eventide on Eighth, Moorhead, surrounded by his loving family. Glenn Wayne Brown was born May 9, 1925, the son of Gilmer and Caroline (Fischer) Brown, in Halstad. He was raised there and was baptized and confirmed in Halstad Lutheran Church. In 1943, he graduated from Halstad High School and worked at the Halstad Drug Store. He entered the U.S. Navy in 1943, serving during World War II, until his discharge in 1946. Glenn then returned home where he attended North Dakota State University Pharmacy School, graduating in 1950. On August 19, 1951, he was united in marriage to Harriet Johnson at Halstad Lutheran Church. They made their home in Grand Forks, where Glenn attended the University of North Dakota School of Medicine for two years. He then finished his medical degree at the University of Nebraska–Omaha in 1955. From 1956 to 1960, Dr. Brown served the community of Bottineau, N.Dak., and in May of 1960, he returned to his hometown of Halstad, where he established his practice. He served the community of Halstad and surrounding areas with kindness and compassion for 30 years, before retiring in 1990. After retirement, Glenn and Harriet enjoyed 20 years of wintering in Harlingen, Tex. While in Texas, Dr. Brown went on several medical missionary trips to Mexico. They moved to Moorhead in 2002, where they lived at One Riverside and were associate members of Trinity Lutheran Church. He was a member of Halstad Lutheran Church and the church choir. Faith was very important to Glenn and his spiritual gift was caring for others. Through this gift, he touched many over the years. He also served as chair of the school board and a member of the Academy of Family Practice. Dr. Brown was also very instrumental in starting the Halstad Living Center. Glenn enjoyed gardening, fishing, singing, playing whist, his north woods cabin, and fishing trips with his grandchildren. Most of all, his greatest joy was being around people and visiting with them. He loved to greet people with a smile and a hug.

**Scott Bernard Girard, BS Med '62**, passed away in his sleep on July 27, 2015. Scott was born in Scranton, N.Dak., on June 7, 1932. He attended schools in Williston and high schools in Grand Forks and Philadelphia. After graduation in 1950, he enlisted in the U.S. Air Force and was trained in becoming a medic and in air evacuation of troops from Korea. Instead, he was assigned to the air police in Germany. Eventually procuring a transfer back into the medical corps, he was assigned to Landsberg Air Force Base in Germany. He was discharged honorably in March 1955. He is a graduate of Seattle Pacific University, UND Medical School, and Temple University School of Medicine in Philadelphia. He was a surgical resident at Butterworth Hospital in Grand Rapids, Michigan. He began his practice in St. Alexius Hospital, Mandan Hospital, and Mid-Dakota Clinic, and retired after 27 years. He was a member for over 60 years of the Grand Lodge of Freemasonry, Aircraft Owners and Pilots' Association, Experimental Aircraft Association, and Lutheran Church of The Cross.

**Donald W. Hegge, MD, BS Med '61**, passed away on June, 25, 2015, at the age of 78, after a short illness, with family at his side. He was born on his family farm in Littlerock, N.Dak., the youngest of eleven siblings. The family moved to Elgin, N.Dak., when Don was seven, where he attended school. He lost his mother at 16 and father at 17. He was offered a temporary home with Dr. and Mrs. Buckingham and was thereby able to complete high school in his hometown. Dr. Buckingham awakened Don's interest in pursuing a medical career aiding others. Don was an avid high school athlete and a member of the 1956 National Championship Football Team, the Elgin Fighting Dutchmen. Don graduated from high school in 1956. He attended the University of Washington from 1956 to 1959 in Seattle, where some of his married siblings were living. He returned and attended the University of North Dakota Medical School in 1960 and 1961. Don attended medical school at the University of Washington from 1961 to 1963. During that time, he met his wife, Brita-Ann, a postgraduate exchange student in nursing administration from Sweden. He had his internship at Detroit Receiving Hospital in Michigan. Brita-Ann returned from Sweden, and they married in September of 1963. The couple moved to Vancouver, British Columbia, where Don completed one year of general surgery. He then attended the urology residency program from 1965 to 1968 at the University of Washington in Seattle. Upon graduation, he entered the Air Force and became the chief of the Urology Department at the Air Force University Hospital, Maxwell Air Force Base in Montgomery, Alabama. Following his honorable discharge in 1970, Don moved his young family to Port Angeles to become the sole urologist on the north Olympic Peninsula for 13 years. He practiced until 1994. During this time, he was actively involved first at St. Matthew Lutheran Church in Port Angeles and, after moving to Sequim, Wash., in Faith Lutheran Church. From early on, Don recognized the need for increased medical care in Sequim. In 1978, he started the preparation to get a medical facility built in Sequim. He was the driving force in getting the Sequim Medical Plaza built and operating. He did so with the involvement of partners from the medical field. Don recruited partners and was the voluntary chair of Sequim Medical Plaza, Sequim's Same Day Surgery, and Sequim Diagnostic Services from their opening days in 1981 through the next decade and more. Donald W. Hegge, MD, with partners in the medical field, provided access to previously distant care and recruited fellow physicians to the area, who in turn further expanded area care. He held memberships in the American Urological Association and the Western Section of Urologists. His other driving loves included family, travel, sports, architecture, and the arts. In retirement, "Doc" as friends and his patients knew him, further pursued these, with extended stays on the Hawaiian Islands and three lengthy national motorhome trips, one to Alaska. He and his wife Brita-Ann also enjoyed extensive international travels. Always a Husky, Don remained an ardent sports fan. He also finally had the time to enjoy golfing and swimming. His love and hobby of architecture, a weekend pursuit where he designed and built the family home, was also continued.

**Donna M. Juelke, BS MT '51**, 87, passed away Thursday, June 4, in Tracy, Calif. Donna was born May 3, 1928, in Sparta, Wisconsin, and attended the University of North Dakota, where she met her future husband, Don, and received a Bachelor of Science in Medical Technology. Donna and Don moved to Tracy in 1953 when Don began his teaching career at Senior Elementary and Donna worked for Dr. Benjamin Wandruff before the birth of her children. Donna later worked in the Radiology Department at Tracy Hospital. For many years, she was a member of the Happy Hackers ladies golf group at the Tracy Golf and Country Club. Donna was also a dedicated member of her gym, attending three mornings a week. Most noteworthy was her involvement in the First Presbyterian Church in Tracy where she served as financial secretary for over 25 years until resigning her role earlier this year. In the past, she also served as a deacon and an elder and played the piano for the Sunday School.

**Ruth Ann Kana, BS OT '59**, was born on Saturday, June 19, 1937, in Rugby, N.Dak., the daughter of Edward William and Pearl Theresa (Moen) Olson. She died in Denton, Texas, on Tuesday, May 26, 2015. She was 77 years of age. Ruth was a 1955 graduate of Central High School in Grand Forks, N.Dak. She received a bachelor's degree in occupational therapy from the University of North Dakota in 1959. She was a member of the Gamma Phi Beta Sorority during her time at the university. She married Darrell W. Kana on May 16, 1958, in Grand Forks. Ruth was a lifetime member of the Children's Medical Center Auxiliary, serving for 44 years. She was a member of the Indian Springs Country Club and attended Immanuel Lutheran Church in Broken Arrow, Okla. She was also a member of Chapter AK PEO in Tulsa, Okla. She took great pride in her children and loved attending her grandchildren's many school activities.

**Betty Jean Wagner Larson, BS MT '57**, age 80, resident of McVille, N.Dak., died Monday, July 13, 2015, at Altru Hospital in Grand Forks, N.Dak. Betty was born April 10, 1935, to Mary (Cole) and Charles Wagner in Richardton, N.Dak. She attended school there and later graduated with a bachelor's degree from UND. She went to work in the hospital in McVille, where she met the love of her life Severin Larson. They were united in marriage on June 10, 1958, at St. John's Lutheran Church in Richardton, N.Dak. Betty was famous for her good cooking. She enjoyed her friends in her homemakers club and the Ladies Aid at Sheyenne Lutheran. She was also a member of the Ole Semling American Legion Auxiliary of McVille.

**Bernardine Mahowald, BS Med '38**, passed away in Tujunga, Calif., on April 22, 2015, at the age of 98. She was born May 24, 1916, in Grand Forks, N.Dak., to Katherine and Joseph Mahowald. She was one of eight children. Bernardine graduated from Women's Medical College in Philadelphia, Pa. She opened a successful medical practice in Sunland, Calif., in the 1940s. She was a devoted doctor who was known to make house calls

on her bike and 'medicate' with jelly beans. She retired from her practice in 1975 to pursue a new endeavor as a school doctor for Los Angeles Unified School District.

**Nyle Relay, MS PT '03**, age 36, of Bemidji, Minn., passed away on June 5, 2015. He was born on January 30, 1979, to Brian and Nola (Scherb) Relay in Litchfield, Minn. Nyle married Christine Holm on June 14, 2003, in Forest Lake, Minn. Nyle was a physical therapist for Sanford Bemidji Medical Center. He was known for his passion for family and work, very positive outlook on life, and his listening ear. Nyle had a love of the outdoors. He enjoyed skiing, hunting, being on the water, swimming, and coaching.

**Waldo R. 'Wally' Varberg MD, BS Med '55**, of Neenah, Wis., passed away Monday, May 25, 2015. He was born Nov. 27, 1931, in Minot, N.Dak., to Wallace R. and Bertha Varberg. He attended Minot High School and graduated in 1949. He was senior class president. He received statewide recognition in football and basketball. He attended the University of North Dakota, Grand Forks, and obtained a bachelor's degree in June 1953. He furthered his education at the University of North Dakota School of Medicine, Grand Forks, and received a degree in June 1955. He transferred to the University of Oregon School of Medicine in Portland and obtained his doctor of medicine degree in July 1957. His internship was served at Milwaukee County General Hospital in Milwaukee, Wis. His military service was as a captain in the Medical Corps of the U.S. Army from July 1958 to July 1961. He was stationed at Fort Lawton Army Hospital, Seattle. He received an honorable discharge in July 1961. His medical residency was at Marquette (Wis.) University School of Medicine Department of Orthopedic Surgery, and he completed his residency in July 1965. After his completion of his residency in Milwaukee, he established a private practice, the Orthopedic Clinic of Neenah, in Neenah, Wis. Years later, he established a practice with Dr. Jan Sarnecki. He retired from his medical practice in July 1991. He was chair of various departments at Theda Clark Hospital during his tenure. His society memberships included the American Medical Association, American Academy of Orthopedic Surgeons, Wisconsin State Medical Society, and Wisconsin Orthopedic Society. He married his high school classmate Mary Meyer in July 1953. They enjoyed and celebrated 61 years of marriage. They were blessed with four children. Later in life he was richly blessed with nine grandchildren. His living motto was: "I shall pass through this world but once; any good or any kindness to my fellow man let me not defer or neglect it." 🌱



# Endowed Faculty Create a Lasting Impact

Chairs attract exceptional people to produce excellent research.

By Alyssa Konickson



Donald Jurivich

Building a strong faculty team is a complex process that goes beyond hiring to match student enrollment and state support. More than any other factor, the quality and dedication of the members of our faculty shape the UND student experience and research results.

Often, success follows the strongest private support—particularly in the form of endowments for faculty positions, namely through endowed chairs.

Endowed chairs are powerful magnets. They attract research grants and private support. They attract media attention as well as conferences and collaborations with other universities and partners. Most important, endowed chairs are magnets for exceptional people.

At the SMHS, those exceptional people include Dr. Donald Jurivich, Eva L. Gilbertson, MD, Distinguished Chair in Geriatrics, and Richard Van Eck, PhD, the founding Dr. David and Lola Rognlie Monson Endowed Professor in Medical Education. Jurivich is a nationally known and respected clinician who has conducted extensive research on aging and age-related diseases and their treatment.

“An endowed chair is one of the highest distinctions and honors bestowed on faculty by their university,” Jurivich said. “But even more than the honor it represents, an endowed chair creates a partnership between a faculty member and a benefactor who share a vision to advance discovery, promote exceptional teaching, and explore new clinical solutions. This infusion of resources is critical to a hugely underrepresented area such as geriatrics.”

As leading scholars in their fields, endowed chairs draw in other scholars—both faculty and students—who are looking to be part of a team capable of raising the bar for inquiry, creativity, and results.

At the School of Medicine and Health Sciences, Dean Joshua Wynne sees these positions serving three main functions: (1) recruiting top faculty, (2) retaining top faculty, and (3) providing a sustainable funding and salary source.

“Endowments are important because of the enduring money they generate, but also the impact they make on the candidate or the faculty member. They are not given to everyone, so they give real credibility, substance, and honor to the position,” Wynne said. “It’s also an affirmation from the

institution. The number one thing that keeps people at their job is not money—it is a sense of fulfillment and satisfaction—and endowed positions provide that.”

The University of North Dakota’s overarching goal is to raise an additional \$100 million for endowment support for faculty positions and scholarships by 2020, enabling the University to recruit and retain even more top faculty members and students.

Growth in the UND SMHS endowed chair program will give our School the ability to do the following:

- Compete nationally for outstanding teaching and research faculty.
- Bring additional expertise to campus.
- Increase the capacity to attract external funding, particularly research funding.
- Enhance research leadership and credibility in strategic areas.
- Expand our profile and participation in national and international networks.
- Reward and recognize prominent faculty members.
- Attract more exceptional students who want to work with leading scholars.

## Extending impact

The UND SMHS seeks committed and visionary donors, each with the capacity to endow the kind of high-profile chairs that will lead the University in both teaching and research while creating a wide range of byproducts, including attracting more talent and resources to UND.

Now, the state of North Dakota is making it even more enticing to support endowed faculty positions at UND. Through Dec. 31, 2016, the state will match \$1 for every \$2 given by private donors to the University of North Dakota Foundation for endowments supporting faculty or scholarships, essentially paying for one-third of your endowment.

So, a \$2.5 million endowed chair that generates \$100,000 in salary support a year could have a significantly reduced “cost” of \$1.7 million after the benefit of the state match.

For more information about the North Dakota Higher Education Challenge Fund, visit [UNDfoundation.org/NDChallenge](http://UNDfoundation.org/NDChallenge).

To give to the SMHS online today, go to [www.undalumni.org/givenow](http://www.undalumni.org/givenow).

# Adopt-a-Med-Student

We are happy to announce the fifth year of our Adopt-a-Med-Student Program ([www.med.und.edu/alumni-community-relations/adopt-a-med-student.cfm](http://www.med.und.edu/alumni-community-relations/adopt-a-med-student.cfm)).

Since 2011, generous donors to the UND School of Medicine and Health Sciences have provided engraved stethoscopes for first-year medical students. The stethoscopes are formally presented by our dean at a complimentary luncheon, and we invite donors to participate as well.

We also encourage donors to write letters to the students to be included with their stethoscopes. Our goal is to provide a lasting, supportive connection between students and donors.

We hope you take a moment to participate right now. To participate, gifts of \$250 per student can be

- 1) Mailed to the UND Foundation using the enclosed self-addressed envelope (please include "Stethoscope" in the check's memo line), or
- 2) Submitted through the UND Foundation's Give Now page ([www.undalumni.org/givenow](http://www.undalumni.org/givenow)). Under Other Designations, please put "SMHS Stethoscope."

Please consider supporting more than one student. Letters to students can be included in Option 1 above or e-mailed to [kristen.peterson@med.UND.edu](mailto:kristen.peterson@med.UND.edu).

All gifts must be received by Oct. 16. Any gifts received after that date are greatly appreciated and will be included in the 2016 Adopt-a-Med-Student Program. If you have any questions, please contact Kristen Peterson at 701.777.4305 or the e-mail address above.



*Thank you*  
to our  
thoughtful  
donors  
who recently gave  
gifts or made pledges.

**Dale, MD '82**, and **Penny Cody** of Maple Grove, Minn., have established the Dr. Dale and Penny Cody Scholarship Endowment, which provides scholarships to medical students with preference given to North Dakota residents. Dr. Cody, a native of Carrington, N.Dak., is a general surgeon for Allina Health System in Minneapolis.

**Allison, BS Ed '58**, and **Bud Gentle** of San Antonio, Texas, continue to support the Gertrude Damman-Allison Gentle Medical Education Endowment, which provides scholarships to medical students. Allison, a native of Mayville, N.Dak., named the endowment in honor of her mother, who wanted her daughter to go to medical school.

For additional information on how to support endowed faculty to benefit the School of Medicine and Health Sciences, please contact:

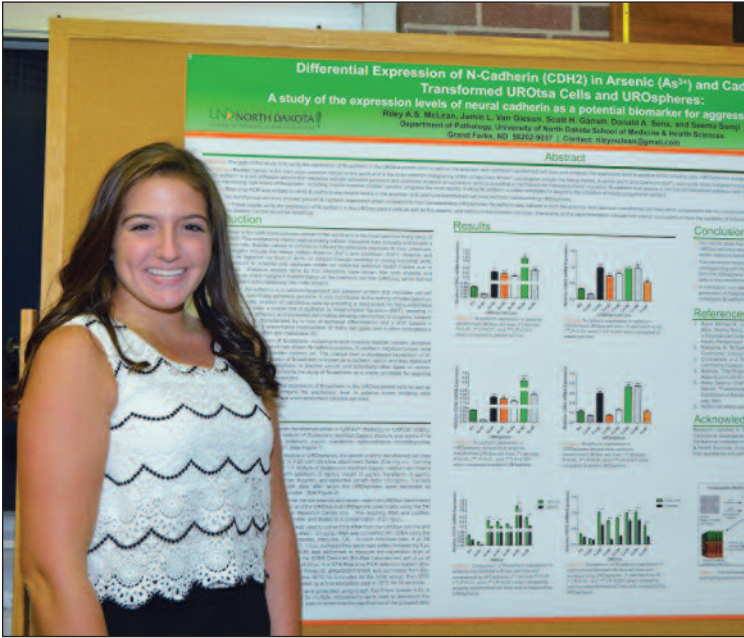
Dave Miedema,  
Senior Director of Development  
School of Medicine and Health Sciences  
UND Foundation  
[davem@undfoundation.org](mailto:davem@undfoundation.org)  
701.777.4933  
800.543.8764



Jessica Sobolik  
Director of Alumni and  
Community Relations  
[jessica.sobolik@med.UND.edu](mailto:jessica.sobolik@med.UND.edu)  
701.777.6048

**UND** ALUMNI ASSOCIATION  
FOUNDATION





Riley A. S. McLean, Bismarck, N.Dak., was one of 54 undergraduates who presented their research at the Summer Undergraduate Research Experience poster session on August 6 at the School. Her mom is Rhonda Schafer-McLean, PhD '03 and MD '05.



Five past and present Medical Laboratory Science faculty members gathered in Grand Forks this past summer (teaching years in parentheses).  
 Front row (from left): Malva Waters (1969–80) and Linda Larson (1971–05).  
 Back row: Jane Johnson (1972–77), Eileen Nelson (1956–94), and Mary Coleman (1975–present).

At the Fifth Annual R-COOL-Health Scrubs Academy held at the School in June, Dean Joshua Wynne helps Jessie Udem, Valley City (left), and Grace Beauchamp, Grand Forks (right), with a dissection.







On July 22, the first “Java with Josh” get-together took place in the Vennes Atrium of the SMHS building in Grand Forks. It was spurred by a similar idea for an informal chat over coffee that Congressman Kevin Cramer has held around the state (“Coffee with Cramer”); about two dozen faculty members, staff, and students visited with Dean Wynne over coffee and tea. We discussed a variety of topics, including the new building and the transition into it, the retirement of UND President Kelley, our interprofessional learning initiative and the Learning Communities in the new building, and the Healthcare Workforce Initiative. The attendees enjoyed the gathering and asked Dean Wynne to repeat it, so we plan to do so in September. We’ll also plan to do similar discussion sessions in the future in Fargo, Bismarck, and Minot.



Phyllis Tweton, an administrative assistant at the School, was honored at a retirement reception in June. Phyllis had been with the University for 48 years, beginning in the UND Medical Center Rehabilitation Hospital. She later accepted a position with the Northeast Campus at the School and then joined Education Resources (formerly Office of Medical Education) as an administrative assistant to the Northeast Campus dean.



The School celebrated Professor Richard Wilsnack, PhD, and his 37 years of service to UND at an open house on June 29. He taught in the UND Sociology Department from 1978 until 1989, at which time he became professor in the Department of Neuroscience (now Department of Psychiatry and Behavioral Science). He taught medical students on topics related to medical ethics, healthcare, and substance abuse and collaborated with Professor Sharon Wilsnack on federally funded research on alcohol use and related problems, with a focus on women, gender, and culture.





**University of North Dakota School of Medicine and Health Sciences**  
A National Leader in Rural Health - Serving North Dakota since 1905  
501 North Columbia Road Stop 9037 • Grand Forks ND • 58202-9037  
701-777-4305 [www.med.und.edu](http://www.med.und.edu)

Periodical POSTAGE PAID

ADDRESS SERVICE REQUESTED



## Upcoming Alumni Events



### **UND Homecoming 2015**

October 8–10  
Grand Forks, ND

[www.med.UND.edu/events/homecoming-2015.cfm](http://www.med.UND.edu/events/homecoming-2015.cfm)



### **Universities of North and South Dakota Reception**

November 7

Baltimore, Maryland

[www.med.UND.edu/events/aamc-2015.cfm](http://www.med.UND.edu/events/aamc-2015.cfm)

Personal invitations are sent via e-mail. To ensure you receive this information and that our records are up-to-date, please submit your contact info at [www.med.UND.edu/events/contact.cfm](http://www.med.UND.edu/events/contact.cfm)

**UND** SCHOOL OF MEDICINE  
& HEALTH SCIENCES  
UNIVERSITY OF NORTH DAKOTA